

60
120




Wall Tile / Revestimiento WINDSOR BURGUNDY 60 X 120 REC. SSHINE
Floor Tile / Pavimento WINDSOR BURGUNDY 60 X 120 REC. SSHINE




WINDSOR WHITE
 90 X 90 / 36" X 36" REC.
 90 X 90 / 36" X 36" REC. SSHINE
 90 X 90 / 36" X 36" REC. LAP

N9A2
N9C3
N9B2



WINDSOR BURGUNDY
 90 X 90 / 36" X 36" REC.
 90 X 90 / 36" X 36" REC. SSHINE
 90 X 90 / 36" X 36" REC. LAP

N9A2
N9C3
N9B2




WINDSOR BLACK
 90 X 90 / 36" X 36" REC. LAP
 90 X 90 / 36" X 36" REC. NPLUS

N9B2
N9C2




WINDSOR WHITE
 60 X 120 / 24" X 48" REC.
 60 X 120 / 24" X 48" REC. SSHINE
 60 X 120 / 24" X 48" REC. LAP

N13A2
N13C3
N13B2



WINDSOR BURGUNDY
 60 X 120 / 24" X 48" REC.
 60 X 120 / 24" X 48" REC. SSHINE
 60 X 120 / 24" X 48" REC. LAP

N13A2
N13C3
N13B2



WINDSOR BLACK
 60 X 120 / 24" X 48" REC. LAP
 60 X 120 / 24" X 48" REC. NPLUS

N13B2
N13C2

PACKING LIST — LISTA DE EMBALAJE

FORMATO SIZE	PEZAS PIECES	Kg	m ²	CAJAS BOXES		Kg	EUROPALET		Kg
				m ²			m ²		
90 X 90	2	37,00	1,61	40	64,51	1.480			
60 X 120	2	30,10	1,43				33	47,28	993

TECHNICAL FEATURES — CARACTERÍSTICAS TÉCNICAS

- PORCELAIN TILES / PORCELÁNICO
- FLOOR TILES / PAVIMENTO
- WALL TILES / REVESTIMIENTO
- MATT / MATE
- GLOSS / BRILLO
- POLISHED / PULIDO
- LAPATTO / LAPADO
- RECTIFIED / RECTIFICADO
- DESTONIFICADO V2 / DESTONIFICADO V2

90 X 90 / 36" X 36" **10 PIECES / 10 PIEZAS**
 60 X 120 / 24" X 48" **14 PIECES / 14 PIEZAS**





Wall Tile / Revestimiento CARRARA 60 X 120 REC. NPLUS
Floor Tile / Pavimento WINDSOR BLACK 60 X 120 REC. NPLUS

60
120



Floor Tile / Pavimento WINDSOR BLACK 60 X 120 REC. NPLUS.

60
120



Wall Tile / Revestimiento CARRARA 60 X 120 REC. NPLUS.
Floor Tile / Pavimento WINDSOR BLACK 60 X 120 REC. NPLUS.

90°




Floor Tile / Pavimento WINDSOR WHITE 90 X 90 REC. LAP

TECHNICAL FEATURES — CARACTERÍSTICAS TÉCNICAS

- PORCELAIN TILES / PORCELÁNICO
- FLOOR TILES / PAVIMENTO
- WALL TILES / REVESTIMIENTO
- MATT / MATE
- GLOSS / BRILLO
- POLISHED / PULIDO
- LAPATTO / LAPADO
- RECTIFIED / RECTIFICADO
- DESTONIFIED V2 / DESTONIFICADO V2

PACKING LIST — LISTA DE EMBALAJE

FORMATO / SIZE	PIEZAS / PIECES	Kg.	m ²	CAJAS / BOXES	m ²	Kg.	CAJAS / BOXES	m ²	Kg.
60 X 120	2	31,80	1,43				30	42,98	954




Steps & skirtings availables Pag. 303
Peldaños y rodapiés disponibles. Pag. 303



DECOR. WINDSOR WHITE A
60 X 120 / 24" X 48" REC. SSHINE
N13C4



DECOR. WINDSOR WHITE B
60 X 120 / 24" X 48" REC. SSHINE
N13C4



60
120



Wall Tile / Revestimiento DECOR, WINDSOR WHITE A 60 X 120 REC. SSHINE - DECOR, WINDSOR WHITE B 60 X 120 REC. SSHINE
Floor Tile / Pavimento WINDSOR WHITE 60 X 120 REC. SSHINE

60
120



Wall Tile / Revestimiento DECOR. WINDSOR BLACK A 60 X 120 REC. NPLUS - DECOR. WINDSOR BLACK B 60 X 120 REC. NPLUS
Floor Tile / Pavimento WINDSOR BLACK 60 X 120 REC. NPLUS

TECHNICAL FEATURES — CARACTERÍSTICAS TÉCNICAS


- PORCELAIN TILES / PORCELÁNICO
- FLOOR TILES / PAVIMENTO
- WALL TILES / REVESTIMIENTO
- MATT / MATE
- GLOSS / BRILLO
- POLISHED / PULIDO
- LAPATTO / LAPADO
- RECTIFIED / RECTIFICADO
- DESTONIFIED V2 / DESTONIFICADO V2

PACKING LIST — LISTA DE EMBALAJE

FORMATO SIZE	PIEZAS PEÇES	Kg.	m ²	CAJAS BOXES	m ²	Kg.	CAJAS BOXES	m ²	Kg.
60 X 120	2	30,10	1,43				33	47,28	993



DECOR. WINDSOR BLACK A
60 X 120 / 24" X 48" REC. NPLUS
N13C4



DECOR. WINDSOR BLACK B
60 X 120 / 24" X 48" REC. NPLUS
N13C4

