




Wall Tile / Revestimiento CARRARA 60 X 120 REC. NPLUS  
Floor Tile / Pavimento WINDSOR BLACK 60 X 120 REC. NPLUS



**CARRARA**


60 X 120 / 24" X 48" REC. L<sub>2</sub>  
 60 X 120 / 24" X 48" REC. LAP.  
 60 X 120 / 24" X 48" REC. NPLUS

**N13A2**  
**N13B2**  
**N13C2**

**CARRARA**

60 X 60 / 24" X 24" REC. 7  
 60 X 60 / 24" X 24" REC. LAP.  
 60 X 60 / 24" X 24" REC. NPLUS

**N6A2**  
**N6B2**  
**N6C2**



**CARRARA**

90 X 90 / 36" X 36" REC. 2  
 90 X 90 / 36" X 36" REC. LAP.  
 90 X 90 / 36" X 36" REC. NPLUS

**N9A2**  
**N9B2**  
**N9C2**



60 X 120 / 24" X 48" **12 PIECES / 12 PIEZAS**  
 60 X 60 / 24" X 24" **16 PIECES / 16 PIEZAS**  
 90 X 90 / 36" X 36" **12 PIECES / 12 PIEZAS**

TECHNICAL FEATURES — CARACTERÍSTICAS TÉCNICAS

- PORCELAIN TILES / PORCELÁNICO
- FLOOR TILES / PAVIMENTO
- WALL TILES / REVESTIMIENTO
- MATT MATE
- GLOSS BRILLO
- POLISHED PULIDO
- LAPATTO LAPADO
- RECTIFIED RECTIFICADO
- DESTONIFIED V1 DESTONIFICADO V1
- GRAPHIC VARIATION VARIACIÓN GRÁFICA

PACKING LIST — LISTA DE EMBALAJE

FORMATO SIZE	PIEZAS PIECES	Kg.	CAJAS BOXES		Kg.	CAJAS BOXES		Kg.
			m <sup>2</sup>	m <sup>2</sup>		m <sup>2</sup>	m <sup>2</sup>	
60 X 120	2	30,10	1,43			33	47,28	993
60 X 60	3	21,00	1,07			40	42,91	840
90 X 90	2	37,00	1,61	40	64,51	1.480		



90°



Floor Tile / Pavimento CARRARA 90 X 90 REC. LAP

90°



Floor Tile / Pavimento CARRARA 90 X 90 REC. NPLUS



**CARRARA MATT**  
31,6 X 90 / 12" X 36" REC. **P9A1**



**CARRARA PRISMA MATT**  
31,6 X 90 / 12" X 36" REC. **P9A2**



**CARRARA LEAVES WHITE MATT**  
31,6 X 90 / 12" X 36" REC. **P9A4**



**CARRARA LEAVES BLACK MATT**  
31,6 X 90 / 12" X 36" REC. **P9A4**



Wall Tile / Revestimiento CARRARA MATT 31,6 X 90 REC. - CARRARA PRISMA MATT 31,6 X 90 REC. - CARRARA LEAVES WHITE MATT 31,6 X 90 REC.  
Floor Tile / Pavimento CARRARA 60 X 60 REC.



31,6 X 90 / 12" X 36" **20 PIECES / 20 PIEZAS**


TECHNICAL FEATURES — CARACTERÍSTICAS TÉCNICAS

**PB** WHITE BODY PASTA BLANCA **U** WALL TILES REVESTIMIENTO **X** MATT MATE **✓** RECTIFIED RECTIFICADO **✓** DESTONIFIED V1 DESTONIFICADO V1 **✓** GRAPHIC VARIATION VARIACIÓN GRÁFICA

PACKING LIST — LISTA DE EMBALAJE

FORMO SIZE	PEZAS PIECES	Kg	m <sup>2</sup>	CAJAS BOXES	m <sup>2</sup>	Kg	CAJAS BOXES	m <sup>2</sup>	Kg
31,6 X 90	4	19,60	1,14	48	54,60	941			





CARRARA GLOSS  
31,6 X 90 / 12" X 36" REC. **P9A1**



CARRARA PRISMA GLOSS  
31,6 X 90 / 12" X 36" REC. **P9A2**



CARRARA LEAVES WHITE GLOSS  
31,6 X 90 / 12" X 36" REC. **P9A4**



CARRARA LEAVES BLACK GLOSS  
31,6 X 90 / 12" X 36" REC. **P9A4**



Wall Tile / Revestimiento CARRARA GLOSS 31,6 X 90 REC. - CARRARA LEAVES BLACK GLOSS 31,6 X 90 REC.  
Floor Tile / Pavimento CARRARA 60 X 60 REC.



31,6 X 90 / 12" X 36" **20 PIECES / 20 PIEZAS**

TECHNICAL FEATURES — CARACTERÍSTICAS TÉCNICAS


- PB** WHITE BODY / PASTA BLANCA
- U** WALL TILES / REVESTIMIENTO
- X** GLOSS / BRILLO
- L** RECTIFIED / RECTIFICADO
- V1** DESTONIFIED / DESTONIFICADO V1
- GV** GRAPHIC VARIATION / VARIACIÓN GRÁFICA

PACKING LIST — LISTA DE EMBALAJE

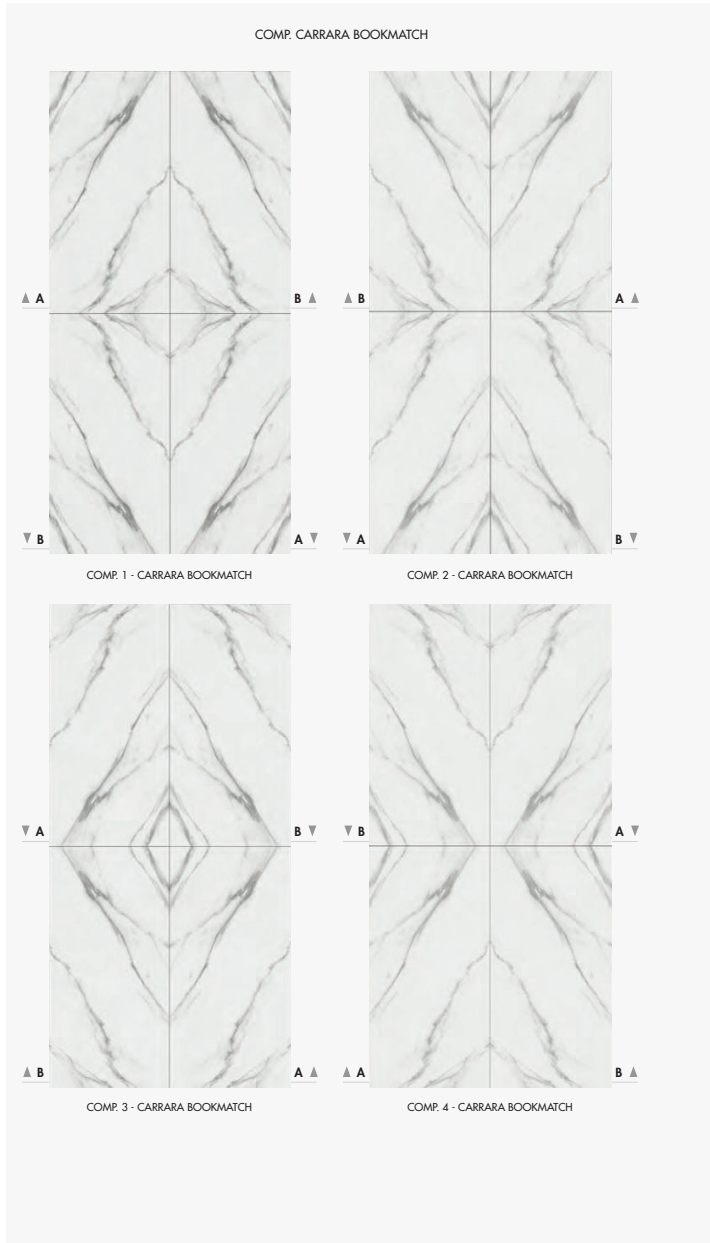
FORMATO / SIZE	PEZAS / PIECES	Kg	m <sup>2</sup>	CAJAS / BOXES	m <sup>2</sup>	Kg	CAJAS / BOXES	m <sup>2</sup>	Kg
31,6 X 90	4	19,60	1,14	48	54,60	941	EUROPALLET		



DECOR. CARRARA A  
60 X 120 / 24" X 48" REC. NPLUS  
N13C4



DECOR. CARRARA B  
60 X 120 / 24" X 48" REC. NPLUS  
N13C4



Floor Tile / Pavimento DECOR. CARRARA A 60 X 120 REC. NPLUS - DECOR. CARRARA B 60 X 120 REC. NPLUS