



Status

Porcelánico / Porcelain tiles

240 x 120 cm. — 94,48" x 47,24"
60 x 120 cm. — 23,62" x 47,24"
40 x 120 cm. — 15,75" x 47,24"



XLAB




Status P Natural
240 x 120 cm. XL2412L

Status Natural
60 x 120 cm. P6012L

—
Espesor / Thickness — 6 mm.
Variación Gráfica / Different Pattern — 6

Rodapié Corte / Cut Skirting	SIZE	TR	PCK
60 x 120 Natural RC6012	10 x 60	29	15

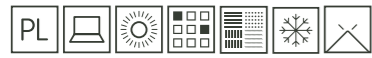
Se aconseja uso del Sistema Nivelado
We recommend using Levelling System to lay the tiles
Ver pág. / See p. 286 



Status P Natural 240 x 120 cm. — Pavimento / Floor Tiles: Status P Natural 240 x 120 cm.


Status

Porcelánico / Porcelain tiles



240 x 120 cm. — 94,48" x 47,24"
 120 x 120 cm. — 47,24" x 47,24"
 60 x 120 cm. — 23,62" x 47,24"
 60 x 60 cm. — 23,62" x 23,62"
 40 x 120 cm. — 15,75" x 47,24"

XLAB



Status P Pulido
240 x 120 cm.

XL2412V



Status Pulido
60 x 120 cm.

P6012P



Status Pulido
120 x 120 cm.

P1212V

—
 Espesor / Thickness — 7 mm.
 Variación Gráfica / Different Pattern — 6

Rodapié Corte / Cut Skirting	SIZE	TR	PCK
120 x 120 Pulido RC1212	10 x 60	32	15
60 x 120 Pulido RC6012	10 x 60	31	15

Se aconseja uso del Sistema Nivelado
 We recommend using Levelling System to lay the tiles
 Ver pág. / See p. 286




Status Pulido 120 x 120 cm.

Status

Pasta blanca / White body tiles


40 x 120 cm. — 15,75" x 47,24"
60 x 60 cm. — 23,62" x 23,62"



Status
40 x 120 cm. WB4012R




Volume Status
40 x 120 cm. WB4012RB



Tip Status
40 x 120 cm. WB4012RB



Pavimento coordinado
Coordinated floor tiles



Status
60 x 60 cm. Rect. PR6060R

Rodapié Corte / Cut Skirting	SIZE	TR	PCK
60 x 60 RC6060	10 x 60	24	15

Se aconseja uso del Sistema Nivelado
We recommend using Levelling System to lay the tiles
Ver pág. / See p. 286



Status 40 x 120 cm. Tip Status 40 x 120 cm. — Pavimento / Floor Tiles: Status 60 x 60 cm.

260 x 120 cm. / 102,36" x 47,24"

Table with columns for Modelo, Color, Deslizamiento, MOHS, PEI, Absorción de Agua, Resistencia Química (Ácidos y Alcalis), Resistencia a las Manchas, and Resistencia Mecánica. Rows include ANIKSA, ARAL, BLACK, BLANCO, CREAM, DAREN, GALERY, HALDEN, ICARO, INDI, IRHAM, LEAD, MEDICI, NORWIK, QUEEN, RAVENA, SILVER, and TESSINO.

240 x 120 cm. / 94,48" x 47,24"

Table with columns for Modelo, Color, Deslizamiento, MOHS, PEI, Absorción de Agua, Resistencia Química (Ácidos y Alcalis), Resistencia a las Manchas, and Resistencia Mecánica. Rows include BLANCO, CLASSIC CREAM, NEWBURY, QALA, STATUS, and TOGA.

80 x 160 cm. / 31,50" x 63"

Table with columns for Modelo, Color, Deslizamiento, MOHS, PEI, Absorción de Agua, Resistencia Química (Ácidos y Alcalis), Resistencia a las Manchas, and Resistencia Mecánica. Rows include BLACK, BLANCO, CELEBES, IRHAM, MEDICI, NEWBURY, PIATRA, QUEEN, RAVENA, SAJALIN, and TESSINO.

60 x 120 cm. / 23,62" x 47,24"

Table with columns: Porcelánico Porcelain tiles 60 x 120 cm. 23,62" x 47,24". Includes sub-headers for Deslizamiento, MOHS, PEI, Resistencia Química, Resistencia a las Manchas, and Resistencia Mecánica. Rows list models like NEWBURY, NICKON, NORWIK, etc.

29,5 x 120 cm. / 11,61" x 47,24"

Table with columns: Porcelánico Porcelain tiles 29,5 x 120 cm. 11,61" x 47,24". Includes sub-headers for Deslizamiento, MOHS, PEI, Resistencia Química, Resistencia a las Manchas, and Resistencia Mecánica. Rows list models like GAROE, KAYU, etc.

60 x 60 cm. / 23,62" x 23,62"

Table with columns: Pasta Porcelánica Porcelain body 60 x 60 cm. 23,62" x 23,62". Includes sub-headers for Deslizamiento, MOHS, PEI, Resistencia Química, Resistencia a las Manchas, and Resistencia Mecánica. Rows list models like ABSTRACT, AVENUE, BETONHOMME, etc.

