


NEW!

BARNABY

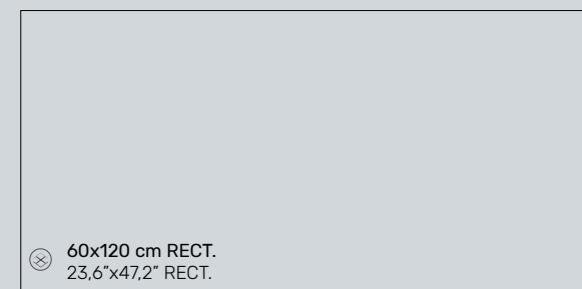
FORMATOS • SIZES • FORMATS

PORCELÁNICO • PORCELAIN TILES • GRÈS CÉRAMÉ



⊗ 120x120 cm RECT.
47.2"x47.2" RECT.

• BARNABY WHITE PULIDO 120x120 RECT. HAP230



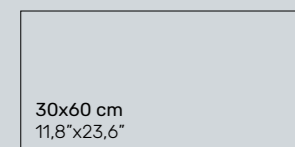
⊗ 60x120 cm RECT.
23.6"x47.2" RECT.

BARNABY WHITE PULIDO 60x120 RECT. HAP216
BARNABY SUPERWHITE MATE 60x120 RECT. HAP227



60x60 cm RECT.
23.6"x23.6" RECT.

BARNABY SUPERWHITE MATE 60x60 HAP98
BARNABY WHITE BRILLO 60x60 HAP98



30x60 cm
11.8"x23.6"

BARNABY SUPERWHITE MATE 30x60 HAP105
BARNABY WHITE BRILLO 30x60 HAP105

! INFORMACION ADICIONAL • ADDITIONAL INFORMATION • INFORMATION COMPLÉMENTAIRE

Piezas Especiales • Special Pieces • Pièces Spéciales

Pag. 359

COLORES DISPONIBLES • AVAILABLE COLORS • COULEURS DISPONIBLES



WHITE

SUPERWHITE

BARNABY SUPERWHITE VARIACIÓN GRÁFICA • GRAPHIC VARIATION



PORCELÁNICO • PORCELAIN TILES • GRÈS CÉRAMÉ



MÁRMOLES • MARBLES • MARBRES

REVESTIMIENTO Y PAVIMENTO: BARNABY SUPERWHITE MATE 60x120 cm.



PAVIMENTO: BARNABY WHITE PULIDO 60x120 cm.



HALCON CERAMICAS

DETALLE DE EMBALAJES

PACKING LIST

FORMATO SIZE	CAJAS/PALLET BOXES/PALLET	PIEZAS/CAJA PIECES/BOX	KG/CAJA KG/BOX	KG/PALLET KG/PALLET	M ² /CAJA M ² /BOX	M ² /PALLET M ² /PALLET	CONT. 21.5 TONS			CONT. 24 TONS			CONT. 26 TONS			CONT. 28 TONS			N° DE CNT	MAXIMO N° K4:W51 POR CNT SEGÜN K4:W51	ESPESOR (mm) THICKNESS	
							M2/CONT.	PALLETS	KGS./CONT	M2/CONT.	PALLETS	KGS./CONT	M2/CONT.	PALLETS	KGS./CONT	M2/CONT.	PALLETS	KGS./CONT				
REVESTIMIENTO • WALL TILES																						
PASTA ROJA • RED BODY																						
7.5X30 EUROPALET (ET)	85	26	9,5	828	0,59	50,15	1.103,30	22	18.205,00	1.103,30	22	18.205,00	1.103,30	22	18.205,00	1.103,30	22	18.205,00				
10X20 EUROPALET (ET)	80	50	14	1.140	1	80,00	1.440,00	18	20.520,00	1.680,00	21	23.940,00	1.760,00	22	25.080,00	1.760,00	22	25.080,00	22		7,3	
20X20 EUROPALET (ET)	96	25	13,28	1.295	1	96,00	1.536,00	16	20.718,08	1.728,00	18	23.307,84	1.920,00	20	25.897,60	2.112,00	22	28.487,36	22		7,3	
25X75 EUROPALLET (ET)	48	7	23,11	1.134	1,31	62,88	1.131,84	18	20.412,00	1.320,48	21	23.814,00	1.383,36	22	24.948,00	1.383,36	22	24.948,00	22		10	
20X50 EUROPALET (ET)	56	12	18,96	1.082	1,20	67,20	1.276,80	19	20.553,44	1.478,40	22	23.798,72	1.478,40	22	23.798,72	1.478,40	22	23.798,72	22		8,8	
20X60 EUROPALLET (ET)	64	9	17,07	1.113	1,08	69,12	1.313,28	19	21.142,96	1.451,52	21	23.368,53	1.520,64	22	24.481,32	1.520,64	22	24.481,32	22		8,8	
33X55 EUROPALET (ET)	48	9	25,80	1.259	1,63	78,24	1.330,08	17	21.395,17	1.486,56	19	23.912,24	1.564,80	20	25.170,78	1.721,28	22	27.687,86	22		8,8	
33X55 EUROPALET ENCASTRABLE/ INTERLOCKING (ET)	48	9	22,49	1.100	1,63	78,24	1.486,56	19	20.894,53	1.643,04	21	23.093,95	1.721,28	22	24.193,66	1.721,28	22	24.193,66	22		8,8	
30X60 EUROPALET (ET)	48	6	17,00	827	1,08	51,84	1.347,84	26	21.502,00	1.503,36	29	23.983,00	1.607,04	31	25.637,00	1.710,72	33	27.291,00	33		9	
PASTA BLANCA • WHITE BODY																						
40X120 RECT BASE EUROPALET (ET)	32	2	16,80	557	0,96	30,72	1.013,76	33	18.381,00	1.013,76	33	18.381,00	1.013,76	33	18.381,00	1.013,76	33	18.381,00	33		10	
40X120 RECT RELIEVE EUROPALET (ET)	24	2	20,50	492	0,96	23,04	760,32	33	16.236,00	760,32	33	16.236,00	760,32	33	16.236,00	760,32	33	16.236,00	33		12,5	
30X60 RECT EUROPALET (ET)	40	8	20,05	820	1,44	57,60	1.497,60	26	21.320,00	1.670,40	29	23.780,00	1.785,60	31	25.420,00	1.900,80	33	27.060,00	33		10	
30X60 RECT EUROPALET (ET)	90	5	15,00	1.370	0,90	81,00	1.215,00	15	20.550,00	1.377,00	17	23.290,00	1.458,00	18	24.660,00	1.620,00	20	27.400,00	22			
30X90 RECT BASE EUROPALET (ET)	64	5	20,00	1.300	1,35	86,40	1.382,40	16	20.800,00	1.555,20	18	23.400,00	1.728,00	20	26.000,00	1.814,40	21	27.300,00	22		8	
30X90 RECT RELIEVE EUROPALET (ET)	64	4	19,00	1.236	1,08	69,12	1.175,04	17	21.012,00	1.244,16	18	22.248,00	1.451,52	21	25.956,00	1.520,64	22	27.192,00	22		10	

FORMATO SIZE	CAJAS/PALLET BOXES/PALLET	PIEZAS/CAJA PIECES/BOX	KG/CAJA KG/BOX	KG/PALLET KG/PALLET	M ² /CAJA M ² /BOX	M ² /PALLET M ² /PALLET	CONT. 21.5 TONS			CONT. 24 TONS			CONT. 26 TONS			CONT. 28 TONS			N° DE CNT	MAXIMO N° K4:W51 POR CNT SEGÜN K4:W51	ESPESOR (mm) THICKNESS	
							M2/CONT.	PALLETS	KGS./CONT	M2/CONT.	PALLETS	KGS./CONT	M2/CONT.	PALLETS	KGS./CONT	M2/CONT.	PALLETS	KGS./CONT				
PAVIMENTO GRES • GRES FLOOR TILES																						
15,4X60 EUROPALET (ET)	96	10	16,41	1.595	0,93	89,28	1.160,64	13	20.733,69	1.339,20	15	23.923,49	1.428,48	16	25.518,39	1.517,76	17	27.113,29	22		8,7	
34X34 - 11MM-GRES ESPESORADO EUROPALET (ET)	60	11	27,29	1.658	1,27	76,20	990,60	13	21.547,99	1.066,80	14	23.205,53	1.143,00	15	24.863,07	1.219,20	16	26.520,61	22		11	
45X45 EUROPALET (ET)	52	8	28,03	1.477	1,62	84,24	1.263,60	15	22.160,28	1.347,84	16	23.637,63	1.516,32	18	26.592,34	1.516,32	18	26.592,34	22		8,1	
23,5X66,2 EUROPALET (ET)	48	12	31,04	1.510	1,87	89,76	1.256,64	14	21.140,22	1.346,40	15	22.650,24	1.525,92	17	25.670,27	1.615,68	18	27.180,29	22		8,3	
PAVIMENTO																						
20X60 PAVIMENTO (ET)	80	10	17,00	1.380	1,20	96,00	1.440,00	15	20.700,00	1.632,00	17	23.460,00	1.728,00	18	24.840,00	1.920,00	20	27.600,00	22		8	
PORCELANICO																						
15,3X58,9 EUROPALET (ET)	60	19	26,61	1.616	1,71	102,60	1.333,80	13	21.013,93	1.436,40	14	22.630,38	1.641,60	16	25.863,30	1.744,20	17	27.479,75	22		7,5	
23,3X120 EUROPALET (ET)	42	6	30,91	1.318	1,68	70,56	1.128,96	16	21.092,86	1.270,08	18	23.729,47	1.411,20	20	26.366,08	1.481,76	21	27.684,38	22		8,7	
22,5X119,5 RECT EUROPALET (ET)	42	6	30,70	1.309	1,61	67,62	1.081,92	16	20.950,40	1.217,16	18	23.569,20	1.284,78	19	24.878,60	1.284,78	19	24.878,60			8,7	
24X88 EUROPALET (ET)	48	6	27,18	1.325	1,27	60,96	975,36	16	21.192,70	1.097,28	18	23.841,79	1.158,24	19	25.166,34	1.219,20	20	26.490,88	20		10	
33,3X33,3 EUROPALET (ET)	60	14	24,71	1.502	1,55	93,00	1.302,00	14	21.033,88	1.488,00	16	24.038,72	1.581,00	17	25.541,14	1.674,00	18	27.043,56	22		8	
33,3X33,3 ESPESORADO 9,5 MM EUROPALET (ET)	60	12	24,60	1.496	1,33	79,80	1.117,20	14	20.944,00	1.276,80	16	23.936,00	1.356,60	17	25.432,00	1.436,40	18	26.928,00	22		9,5	
30X60 EUROPALET (ET)	60	8	26,64	1.618	1,44	86,40	1.209,60	14	22.657,60	1.382,40	16	25.894,40	1.468,80	17	27.512,80	1.468,80	17	27.512,80	22		8	
45X45 EUROPALET (ET)	52	7	23,66	1.250	1,42	73,84	1.181,44	16	20.002,79	1.329,12	18	22.503,14	1.402,96	19	23.753,31	1.624,48	22	27.503,84	22		8,5	
60,5X60,5 EUROPALET (ET)	40	4	23,50	960	1,46	58,40	1.284,80	22	21.120,00	1.460,00	25	24.000,00	1.576,80	27	25.920,00	1.693,60	29	27.840,00	33		8	
60X60 RECT. EUROPALET (ET)	30	4	28,50	875	1,44	43,20	1.036,80	24	21.000,00	1.166,40	27	23.625,00	1.252,80	29	25.375,00	1.252,80	29	25.375,00			9,5	
60X120 RECT PALET (ET 80X120)	32	2	31,50	1.028	1,44	46,08	875,52	19	19.532,00	967,68	21	21.588,00	1.013,76	22	22.616,00	1.013,76	22	22.616,00	22		9,5	
75X75 RECT. EUROPALET (ET)	42	2	27,00	1.134	1,11	46,62	839,16	18	20.412,00	979,02	21	23.814,00	1.025,64	22	24.948,00	1.025,64	22	24.948,00	22		9,5	
60X60 RECT PULIDO (ET)	34	4	30,50	1.057	1,44	48,96	979,20	20	21.140,00	1.126,08	23	24.311,00	1.224,00	25	26.425,00	1.272,96	26	27.482,00	33		9	
75X150 RECT.	36	1	29,25	1.053	1,13	40,50	810,00	20	21.060,00	850,50	21	22.113,00	850,50	21	22.113,00	850,50	21	22.113,00	21		9,5	
120X120 RECT PALET (P)	40	1	32,40	1.256	1,44	57,60	691,20	12	15.072,00	691,20	12	15.072,00	691,20	12	15.072,00	691,20	12	15.072,00	12		9,5	