




Creus Verde



D.portlligat-G Portlligat Blanco Portlligat Verde Portlligat Gris Alsacia-G_60*60

Portlligat

White body wall tiles



Portlligat Cobalto Portlligat Azul Portlligat Gris Creus Gris D.Portlligat-A Mitte-W_60*60


CARACTERÍSTICAS TÉCNICAS TECHNICAL CHARACTERISTICS		
joint 1,5 mm	wall tiles	gloss
diferent shades	shade variation	various graphics

EMBALAJE PACKING		(Los pesos aquí reflejados pueden sufrir ligeras variaciones en función del lote de producción. Weights shown here may slightly vary depending on the production lot.)							
Formato Sizes	Cajas Boxes			Pallet				Cont./20' 21500 kg.	Cont./20' 24000 kg.
cm	Piezas	m2/ sq.m	kg	Cajas	m2/ sq.m	kg	Tamaño cm aprox.	m2/ sq.m	m2/ sq.m
25 * 75 * 1,05	7	1,31	24,70	42	55,02	1061	120 * 80 * 90	1114,92	1244,56
inch	Units	ft2	lb	Boxes	ft2	lb	Sizes inch approx.	ft2	ft2
9 13/16 * 29 1/2 * 7/16	7	14,10	54,46	42	592,24	2339,51	47 1/4 * 31 1/2 * 35 7/16	12001,00	13396,46


PORTLLIGAT Blanco
PORTLLIGAT Gris
PORTLLIGAT Verde
PORTLLIGAT Azul
PORTLLIGAT Cobalto



CREUS Blanco
CREUS Gris
CREUS Verde
CREUS Azul
CREUS Cobalto




PORTLLIGAT | CREUS



25 * 75 * 1,05 cm | 10 * 30"

NO RECTIFIED	PORTLLIGAT		CREUS
	NATURAL PRICE CODE BN16	NATURAL PRICE CODE BN20	NATURAL PRICE CODE BN20
BLANCO	19847	-	19856
GRIS	-	19851	19860
VERDE	-	19848	19857
AZUL	-	19849	19858
COBALTO	-	19850	19859

* D. PORTLLIGAT



* Chips aleatorios por pieza. Random chips per piece.

	PRICE CODE
G	20536
A	20535



20346 L. IRON NATURAL _ 1 * 75 cm | 0,4 * 30" _ P35



11899 ALUMINIO/75 _ 0,5 * 75 cm | 0,2 * 30" _ P36