

Pasta blanca / White body tiles

30 X 90 CM / 11,81" X 35,43"

BLANCOS NEVE SATIN

Blanco Brillo B-Light 30 x 90 cm. Aden Blanco 30 x 90 cm. Pavimento Maryland Natural 20 x 120 cm.





Pasta blanca / White body tiles

30 X 90 CM / 11,81" X 35,43"

NEVE SATIN BLANCOS

Pasta blanca / White body tiles

30 X 90 CM / 11,81" X 35,43"

NEVE SATIN

Neve Satin B-Light 30 x 90 cm. Pavimento Carpatos Roble 20 x 120 cm.





NEVE SATIN

30 X 90 CM / 11,81" X 35,43"

Pasta blanca / White body tiles


BLANCOS

30 X 90 CM / 11,81" X 35,43"

Pasta blanca / White body tiles

-  Pasta Blanca
White Body
-  Revestimiento
Wall Tiles
-  Brillo
Shiny
-  Aspecto Uniforme (V1)
Uniform Aspect
-  Rectificado
Rectified


NEW 7,5 mm



Blanco Brillo B-Light
30 x 90 cm.


WL3090LB

Revestimiento coordinado 10,5 mm.



Shutter Blanco Brillo
30 x 90 cm.

WB3090R



Wellen Blanco Brillo
30 x 90 cm.

WB3090LB



Optic Blanco Brillo
30 x 90 cm.

WB3090LB



Dune Blanco Brillo
30 x 90 cm.

WB3090LB



Aden Blanco Brillo
30 x 90 cm.

WB3090LB



Pavimento coordinado Coordinated floor tiles



Maryland Haya
20 x 120 cm.
20 x 120 cm. Antislip

P2012L
P2012R




Maryland Gris
20 x 120 cm.
20 x 120 cm. Antislip

P2012L
P2012R



Se aconseja uso del Sistema Nivelado
We recommend using Levelling System to fix the tiles
Ver pag. 64



Neve Satin B-Light
30 x 90 cm.

WL3090LB

NEW 7,5 mm



Pasta Blanca
White Body



Revestimiento
Wall Tiles



Mate
Matt




Aspecto Uniforme (V1)
Uniform Aspect



Rectificado
Rectified


NEVE SATIN

30 X 90 CM / 11,81" X 35,43"



Shutter Neve Satin
30 x 90 cm.

WB3090RB



Wellen Neve Satin
30 x 90 cm.

WB3090LB



Optic Neve Satin
30 x 90 cm.

WB3090R



Dune Neve Satin
30 x 90 cm.

WB3090LB




Aden Neve Satin
30 x 90 cm.

WB3090LB

Revestimiento coordinado 10,5 mm.

Pavimento coordinado Coordinated floor tiles



Carpatos Anthracite
20 x 120 cm.

P2012R



Carpatos Nogal
20 x 120 cm.

P2012R



Se aconseja uso del Sistema Nivelado
We recommend using Levelling System to fix the tiles
Ver pag. 54

B|LIGHT
THE THIN SURFACES

Pasta blanca / White body tiles