




**WALL**  
 Soft White 20x60  
 Soft Black 20x60  
 Geom Black 20x60  
 Decor Geom 20x60

**FLOOR**  
 Prisma Negro 33,8x33,8


# SOFT

RED BODY · PASTA ROJA


← R \* 20x60 8"x24"




B26 Soft White 20x60



B26 Soft Black 20x60



P76 Decor Daisy Silver 20x60



B1 Daisy White 20x60



B1 Daisy Black 20x60



B1 Decor Daisy 20x60




B1 Geom White 20x60




B1 Geom Black 20x60




B1 Decor Geom 20x60



P63 Mosaico White 31,6x31,6



P63 Mosaico Black 31,6x31,6



B1 Decor Geom 20x60

↓ R \* 33,8x33,8

COORDINATED FLOOR TILES. PAVIMENTO COORDINADO



B26 Prisma Blanco 33,8x33,8



B26 Prisma Negro 33,8x33,8






**WALL**  
 Soft Beige 20x60  
 Soft Vison 20x60  
 Decor Daisy Beige 20x60

**FLOOR**  
 Albeniz Honey 20x60

# SOFT

RED BODY · PASTA ROJA

← R ✨ 🌈 20x60 8"x24"



B26 Soft Beige 20x60




P126 Listelo Glass Beige 1,5x60




B26 Soft Vison 20x60




B1 Decor Daisy Beige 20x60



P63 Mosaico Beige 31,6x31,6



P63 Mosaico Vison 31,6x31,6




B26 Soft Pearl 20x60



P126 Listelo Glass White 1,5x60



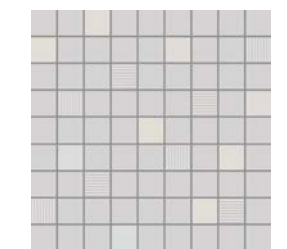
B26 Soft Grey 20x60




P126 Listelo Glass Pearl 1,5x60



B1 Decor Daisy Pearl 20x60



P63 Mosaico Pearl 31,6x31,6



P63 Mosaico Grey 31,6x31,6



COORDINATED FLOOR TILES.  
 PAVIMENTO COORDINADO



B26 Prisma Blanco 33,8x33,8



B26 Prisma Negro 33,8x33,8

## TECHNICAL CHARACTERISTICS CARACTERISTICAS TECNICAS

ENSAYO	NORMA DE ENSAYO UNE-EN-ISO	TOLERANCIAS ISO 13006/EN 14411	TOLERANCIAS ISO 13006/EN 14411
<b>GRUPO</b>		<b>BIII WALL TILE - REVESTIMIENTO REVÊTEMENT - WANDBELAG</b>	<b>BIIIA RED BODY FLOOR TILE - PAVIMENTO DE GRES PAVEMENT EN GRÈS - STEINGUT-BODENBELAG ("GRES")</b>
RECTANGULARITY(%) - DESCLIVADRE(%) ORTHOAGONALITÉ(%) - RECHTWINLIGKEIT(%)	10.545-2	+/- 0,30	+/- 0,60
THICKNESS(%) - GROSOR(%) ÉPAISSEUR(%) - STÄRKE(%)	10.545-2	+/- 3	+/- 5
SURFACE FLATNESS(%) - CURVATURA(%) COURBURE(%) - OBERFLÄCHENKRÜMMUNG(%)	10.545-2	+ 0,50 / 0,30	+/- 0,50
WATER ABSORPTION(%) - ABSORCIÓN AGUA(%) ABSORPTION D'EAU(%) - WASSERAUFNAHME(%)	10.545-3	> 10	3 < E < 6
WEIGHT BREAKING LOAD (NW) - CARGA DE ROTURA (NW) CHARGE DE RUPTURE (NW) - BRUCHFESTIGKEIT (NW)	10.545-4	Mínimo 600	Mínimo 1,000
MODULUS OF RUPTURE (NW/MM2) - MÓDULO DE ROTURA (NW/MM2) MODULE DE RUPTURE (NW/MM2) - BIEGESTRICHKEIT (NW/MM2)	10.545-4	Mínimo 15	Mínimo 22
SURFACE ABRASION RESISTANCE. GLAZED TILES (PEI) RESISTENCIA ABRASIÓN SUPERFICIAL. BALDOSAS ESMALTADAS (PEI) RÉSISTANCE À L'ABRASION SUR LA SURFACE. CARREAUX ÉMAILLÉS (PEI) OBERFLÄCHENVERSCHLEISS BESTÄNDIGKEIT. GLASIERTE FLEISEN (PEI)	10.545-7	Not applicable - No aplica Ne peut s'appliquer - Kommt nicht zur Anwendung	As per type and colour of enamel - Según tipo de esmalte y color Selon type d'émail et de couleur - Je nach Glasurtyp und Farbe
FROST RESISTANCE - RESISTENCIA A LA HELADA RÉSISTANCE AU GEL - FROSTFESTIGKEIT	10.545-12	Does not resist - No resiste Ne resiste pas - Nicht Widerstandsfähig	Does not resist - No resiste Ne resiste pas - Nicht Widerstandsfähig
RESISTANCE TO ACIDS AND BASES - RESISTENCIA A LOS ÁCIDOS Y LAS BASES RÉSISTANCE AUX ACIDES ET AUX BASES - SÄUREN- UND LAUGENBESTÄNDIGKEIT	10.545-13	As per the type of enamel - Según tipo de esmalte Selon type d'émail - Je nach Glasurtyp	As per the type of enamel - Según tipo de esmalte Selon type d'émail - Je nach Glasurtyp

## PACKING | EMBALAJE

FORMAT FORMATO	SERIES	BOXES/ CAJAS / BÔÎTES / KISTEN			PALLET / PALET / PALETTE			EUROPALLET / EUROPALET		
		PZ	M2	KG	CAJAS	M2	KG	CAJAS	M2	KG
<b>RED BODY WALL TILES / REVESTIMIENTO PASTA ROJA</b>										
25X80	ROMANCE, CLUNY	6	1,20	22				42	50,40	940
25X80	VALENTINA	6	1,21	25				48	58,08	1.216
25X70	GAUDI, GOLDEN DAMASK, MODENA, SELECTA	8	1,43	27				48	68,64	1.312
20X60	TERRA	9	1,08	17,81				64	69,12	1.165
20X60	ATENEA, CLOUDS, MONZA	14	1,68	27,11	60	100,8	1.641			
20X60	ADORE, SOFT, PLEASURE, PASSIONE, JAIPUR	9	1,08	18,4				80	86,40	1.472
19,1X17,1	BOLOGNA	14	1,54	29,2	48	73,92	1.410			
<b>RED BODY FLOOR TILES / PAVIMENTO PASTA ROJA</b>										
24,5X90	ROUGE, PINOCCHIO	6	1,32	30,7				48	63,3	1.498
20X60	ALBENIZ, GÜELL, KEOS, OTAWA, TIVOLI	14	1,68	30,9	48	80,64	1.500			
40X40	MODENA, VALENTINA, GAUDI, SELECTA	8	1,28	24,1	64	81,92	1552,3			
34X34	ESPESORADO	10	1,16	26,50				60	69,60	1.420
33,8X33,8	ATENEA, CLOUDS, MONZA, PRISMA	14	1,60	27				60	96,00	1.650
33,6X33,6	GOLDEN DAMASK	14	1,58	29				42	66,36	1.230

## CERTIFICATIONS | CERTIFICADOS



CE Marking declares conformity of our products with the technical and legal requirements for safety. - Marcado CE que declara la conformidad de todos nuestros productos con los requisitos legales y técnicos en materia de seguridad. - Marquage CE, qui déclare la conformité de tous nos produits aux exigences légales et techniques en matière de sécurité. - CE-Kennzeichnung, mit der die Konformität unserer Produkte mit den rechtlichen und technischen Sicherheitsanforderungen erklärt wird.



CCC Certificate that guarantees that our products meet the standard of radioactivity. - Certificado CCC que avala que nuestros productos cumplen con el estándar de radioactividad. - Certificat CCC, qui atteste que nos produits satisfont aux normes sur la radioactivité. - Die CCC-Zertifizierung bescheinigt, dass unsere Produkte den Radioaktivitätsstandard erfüllen.

## SYMBOLS | SIMBOLOGIA

	RED BODY	PASTA ROJA		SHINY	BRILLO
	WALL TILES	REVESTIMIENTO		SATIN	SATINADO
	FLOOR TILES	PAVIMENTO		MATT	MATE
	WALL AND FLOOR TILES	REVESTIMIENTO Y PAVIMENTO		DIGITAL TECHNOLOGY	TECNOLOGIA DIGITAL
	SHADE VARIATION	DESTONIFICADO		THICKNESS 12 MM	ESPESOR 12 MM