

COSMOPOLITAN

THE GLAMOUR OF MARBLE

Facciamo la nostra parte per vincere la sfida più importante.

Mirage® ha intrapreso da anni un percorso volto alla riduzione dell' impatto ambientale e alla sicurezza dei propri prodotti.

Ma questo non basta, la salvaguardia del pianeta e delle persone richiede l'impegno di tutti.

È nelle scelte quotidiane, sia personali che di business, che ognuno di noi può adottare atteggiamenti consapevoli per contribuire alla propria salute ed alla tutela dell'ambiente.

Noi ci siamo.... E tu?
#IAMREADY

Scopri di più su
mirage.it

We are doing our part to win the toughest challenge facing us.

For many years Mirage® has directed its efforts into reducing its impact on the environment and into product safety.

But it is not enough; protecting the planet and people requires everyone's dedication.

It is in the everyday choices, both personal and business, that each of us can adopt an aware behaviour to contribute to our own health and protection of the environment.

We are ready... Are you?
#IAMREADY

Find out more
mirage.it



SICUREZZA | SAFETY

Le superfici Mirage® sono inospitali a funghi, muffe e batteri e soprattutto prive di sostanze pericolose per la salute.

NO PIOMBO
NO FORMALDEIDE
NO SILICATO DI ZIRCONIO
NO BENZILBUTILFTALATO
NO VOC
NO RADON

Mirage® products are resistant to fungi, moulds and bacteria and most importantly free from substances hazardous to health.

NO LEAD
NO FORMALDEHYDE
NO ZIRCONIUM SILICATE
NO BUTYL BENZYL PHTHALATE
NO COV
NO RADON

CARTA | PAPER

1592 tons

di carta riciclata solo nell'ultimo anno. Come contribuire a salvare un bosco di 4000 alberi.

of paper recycled in the last year. Equivalent to saving a forest of 4,000 trees.



PLASTICA | PLASTIC

386 tons

di plastica riciclata nell'ultimo anno: un beneficio paragonabile all'eliminazione di circa 350 automobili dalla circolazione.

of plastic recycled in the last year: a benefit comparable to the elimination of around 350 cars from the roads.



ACQUA | WATER

10,5%

Riduzione del consumo idrico negli ultimi 3 anni.

Reduction in water consumption in the last 3 years.

100%

Riutilizzo delle acque reflue nel ciclo produttivo.

Reuse of the waste water in the production cycle.



RIFIUTI | WASTE

98,6%

Scarti crudi riciclati all'interno del ciclo produttivo.

Of raw waste recycled within the production cycle.

-15,9%

Riduzione di rifiuti negli ultimi 2 anni.

Reduction of waste in the last two years.

COSMOPOLITAN

THE GLAMOUR OF MARBLE

7 effetti marmo differenti, 3 superfici, 5 formati dal 800x800 al 1200x2780 a cui si aggiungono le composizioni a macchia aperta. Il fascino del marmo si apre a un mondo di possibilità compositive per l'interior design.

Seven different marble effects, three finishes, five sizes from 800x800 up to 1200x2780, as well as striking, bookmatch compositions. The allure of marble opens up a world of possible compositions for interior designs.

7 effets marbre différents, 3 surfaces, 5 formats du 800x800 au 1200x2780 auxquels s'ajoutent les compositions bookmatch. Le charme du marbre s'ouvre à un monde de possibilités de composition pour le design d'intérieur.

7 verschiedene Marmoroptiken, 3 Oberflächenausführungen, 5 Größen von 800x800 bis 1200x2780, zu denen die Kompositionen bookmatch hinzukommen. Die Faszination von Marmor eröffnet eine Welt der Zusammenstellungsmöglichkeiten für die Innenarchitektur.

7 efectos diferentes de mármol, 3 superficies, 5 formatos del 800x800 al 1200x2780 a los que se suman las composiciones bookmatch. El encanto del mármol se abre a un mundo de posibilidades compositivas para el interiorismo.

该系列备有7种不同的大理石纹效果, 3种表面, 5种尺寸, 从800x800至1200x2780, 此外还有考究的纹理组合图案。大理石的魅力为室内设计打开了一个无限组合可能的世界。

7

Colori

Colours
Farben
Couleurs
可用的颜色

3

Superfici

Finishes
Oberflächen
Surfaces
曲面

5

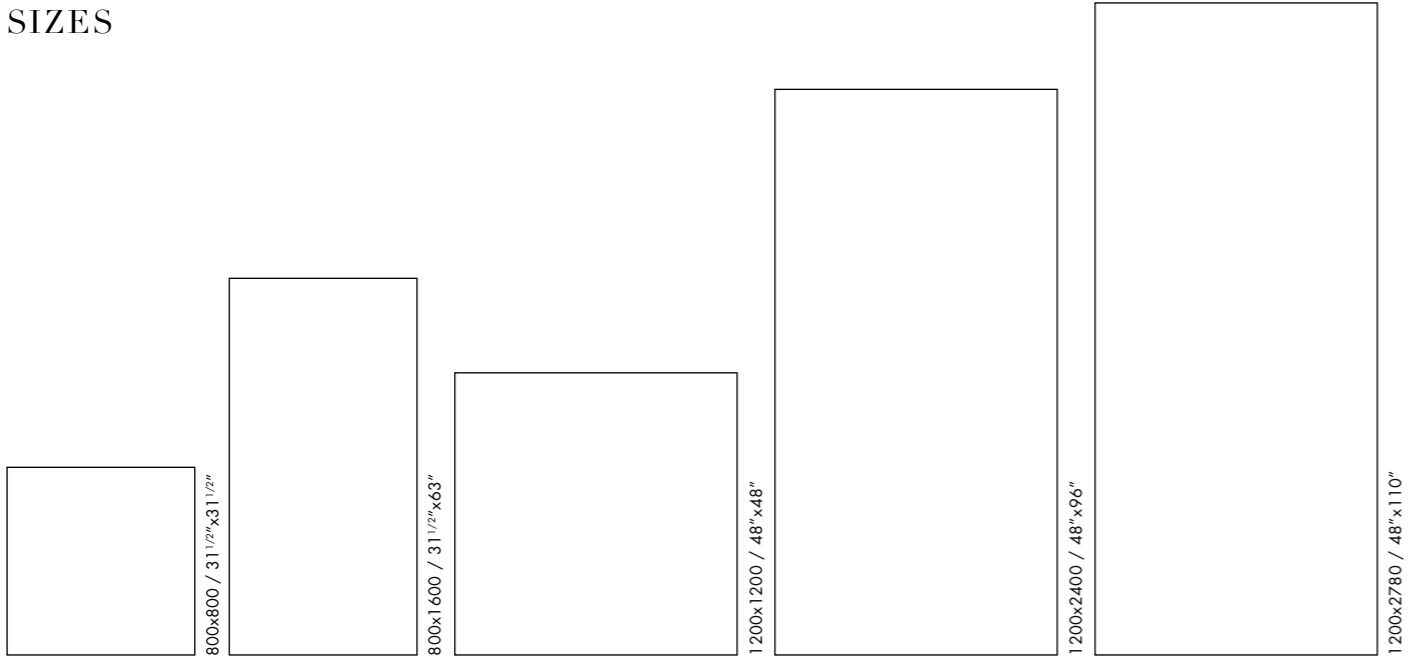
Formati

Sizes
Formate
Formats
格式

COSMOPOLITAN

THE GLAMOUR OF MARBLE

FORMATI SIZES



SPESSORI THICKNESSES



SUPERFICI FINISHES



Statuario Extra
CP 01

Calacatta Gold
CP 02

Arabescato Oro
CP 03

Statuario Fantastico
CP 04

White Crystal
CP 05

Mystic Grey
CP 06

Amazonite
CP 07

COLORI COLOURS



ARABESCATO
ORO
CP 03

Floor ▬
Arabescato Oro CP 03 LUC SQ
1200x1200 / 48"x48"

Wall †
Arabescato Oro CP 03 LUC SQ
1200x2780 / 48"x110"
GLOCAL Toffee GC 09 SP SQ
1200x2780 / 48"x110"


Countertop †
GLOCAL Toffee GC 09 SP





Floor ▾
Arabescato Oro CP 03 LUC SQ
1200x1200 / 48"x48"

Countertop ▸
GLOCAL Toffee GC 09 SP



ARABESCATO
ORO
CP 03

**STATUARIO
EXTRA**
CP 01

Floor ▾
Statuario Extra CP 01 LUC SQ
800x1600 / 31 1/2"x63"

Wall ▸
Statuario Extra CP 01 LUC SQ
1200x2780 / 48"x110"

Countertop
GLOCAL Classic GC 05 SP



STATUARIO
EXTRA
CP 01



Floor ▾
Statuario Extra CP 01 LUC SQ
800x1600 / 31 1/2"x63"

Wall ▸
Statuario Extra CP 01 LUC SQ
1200x2780 / 48"x110"

Countertop ▸
GLOCAL Classic GC 05 SP



MYSTIC
GREY
CP 06



Wall ▸
Mystic Grey CP 06 LUC SQ
1200x2780 / 48"x110"

Floor ≡
GLOCAL Ginger GC 10 SP SQ
800x800 / 31 1/2"x31 1/2"




WHITE
CRYSTAL
CP 05



Floor ≡
White Crystal CP 05 LUC SQ
1200x1200 / 48"x48"

Wall ≡
White Crystal CP 05 LUC SQ
1200x2780 / 48"x110"





**CALACATTA
GOLD**
CP 02

Floor ▾
Calacatta Gold CP 02 LUC SQ
1200x1200 / 48"x48"

Wall ▶
Calacatta Gold CP 02 LUC SQ
1200x2780 / 48"x110"



CALACATTA
GOLD
CP 02



Floor ≡
Calacatta Gold CP 02 LUC SQ
800x800 / 31 1/2"x31 1/2"

Wall ▶
Calacatta Gold CP 02 LUC SQ
Bookmatch A+B
1200x2780 / 48"x110"



STATUARIO
FANTASTICO
CP 04



Wall **W**
Statuario Fantastico **CP 04** LUC SQ
1200x2780 / 48"x110"

Floor **F**
BLUE.S Ego **BL 01** NAT SQ
1200x1200 / 48"x48"

STATUARIO
FANTASTICO
CP 04



Wall ▸
Statuario Fantastico CP 04 LUC SQ
1200x2780 / 48"x110"

Table ▾
Statuario Fantastico CP 04 LUC SQ

Floor ▾
BLUE.S Ego BL 01 NAT SQ
1200x1200 / 48"x48"



AMAZZONITE
CP 07

L.Y.
Loange

Wall ▽
Amazonite CP 07 LUC SQ
1200x2780 / 48"x110"

Floor ▽
JURUPA Wild JP 05 NAT SQ
200x1200 / 8"x48"



AMAZZONITE
CP 07

Wall ▶
Amazonite CP 07 LUC SQ
1200x2780 / 48"x110"

Floor ◀
JURUPA Wild JP 05 NAT SQ
200x1200 / 8"x48"





COSMOPOLITAN

THE GLAMOUR OF MARBLE

L'ELEGANZA DI FINITURE PERFETTE

Rivestimenti e pavimenti, per casa e spazi pubblici a traffico medio.

La finitura LUCIDA è limitata a rivestimenti e pavimenti residenziali o comunque poco sollecitati, non a diretto contatto con aree esterne e dove non siano richieste prestazioni antiscivolo.

La lucidatura è realizzata agendo in modo meccanico; pertanto, come per qualsiasi pietra e marmo naturale, la sporadica presenza di piccole disuniformità nella lucentezza, o di puntini nella superficie, è da intendersi come una caratteristica del materiale che ne testimonia la particolare lavorazione.

THE ELEGANCE OF A PERFECT FINISH

Floors and walls for residential and medium-traffic public application.

The GLOSSY finish is dedicated to residential floors and wall cladding subject to slight stress and not in contact with outdoor areas. The glossy finish is achieved using a mechanical action, just as with stone and marble, the presence of small areas with a non-uniform shine or dots must be considered as an intrinsic feature of the material deriving from its special manufacturing.

DIE ELEGANZ PERFEKTER FINISHS.

Boden- und Wandfliesen für Zuhause und für öffentliche Räume mit mittlerer Beanspruchung.

Während die glänzende Oberfläche LUCIDA für Böden und Wände in Wohnräumen also für wenig beanspruchte Bereiche, jedoch nicht in Kontakt mit Außenbereichen, eingesetzt werden kann. Das Polieren erfolgt durch mechanisches Einwirken; wie bei jedem Stein und bei jedem Marmor können sporadische und leichte Ungleichmäßigkeiten im Glanz oder Punkte auf der Oberfläche auftreten, dies ist jedoch eine Eigenschaft des Materials, das von der speziellen Verarbeitung herrührt.

L'ÉLÉGANCE DE FINITIONS PARFAITES.

Des revêtements et des sols pour la maison et les espaces publics caractérisés par un passage moyen.

La finition LUCIDA est dédiée à des revêtements et sols résidentiels ou dans tous les cas peu sollicités, non en contact avec l'extérieur. Le polissage est réalisé en agissant mécaniquement ; comme pour n'importe quelle pierre ou marbre, la présence sporadique de zones brillantes ou de détails de surface différents est bel et bien une caractéristique de la matière qui témoigne du type de facture particulier.

LA ELEGANCIA DE ACABADOS PERFECTOS


Revestimientos y pavimentos para la casa y para espacios públicos de tráfico medio.

El acabado Lustrado es apropiado para los revestimientos y pavimentos residenciales o sometidos a poco esfuerzo, que no están en contacto con áreas exteriores. El lustrado es realizado mediante una acción mecánica; como para cualquier piedra y mármol, la esporádica presencia de pequeñas desigualdades de brillo, o de puntitos sobre la superficie, deben considerarse como una característica del material que atestigua la particular elaboración.

完美装饰的优雅

墙砖和地砖, 适用于住宅和中等人流量的公共场所。

“抛光”表面处理仅限于住宅或承受应力少、不与外部区域直接接触、且不要滑动性能的墙砖和地砖。抛光通过机械作用进行; 因此, 与任何天然石材和大理石一样, 光泽的不均匀性或表面中的小点的零星存在, 应被视为材料的固有特征, 是其经过特殊加工的明证。



STATUARIO EXTRA CP 01

1200x2780 / 48"x110"
LUC SQ
SLK SQ

1200x2780 Bookmatch / 48"x110"
LUC SQ

1200x2400 / 48"x96"
LUC SQ

1200x1200 / 48"x48"
LUC SQ

800x1600 / 31¹/₂"x63"
LUC SQ

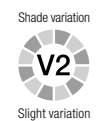
800x800 / 31¹/₂"x31¹/₂"
LUC SQ
NAT SQ

Stucchi consigliati
Recommended grouts

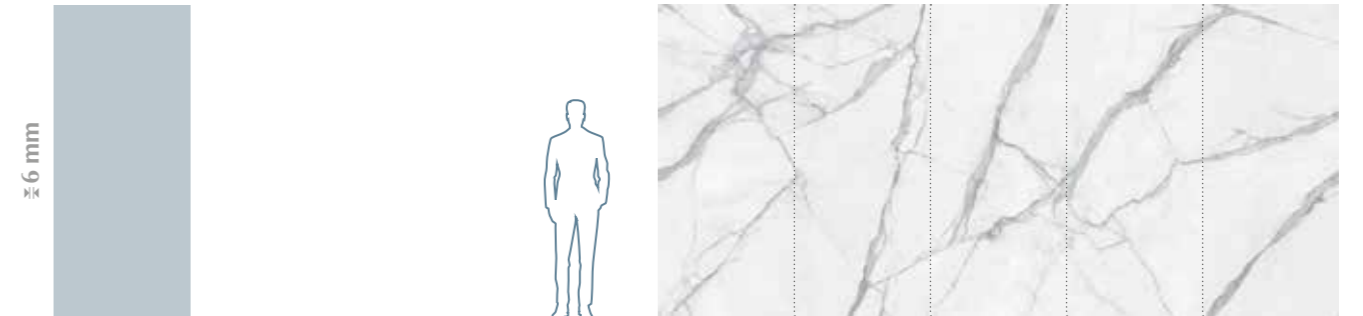
KERAKOLL 01 Bianco

MAPEI 103 Bianco Luna

LATICRETE 44 Bright White



PATTERN PRODOTTO / PRODUCT PATTERN




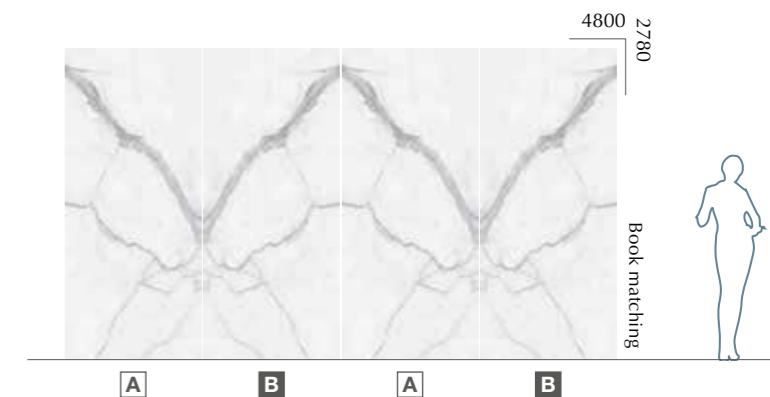
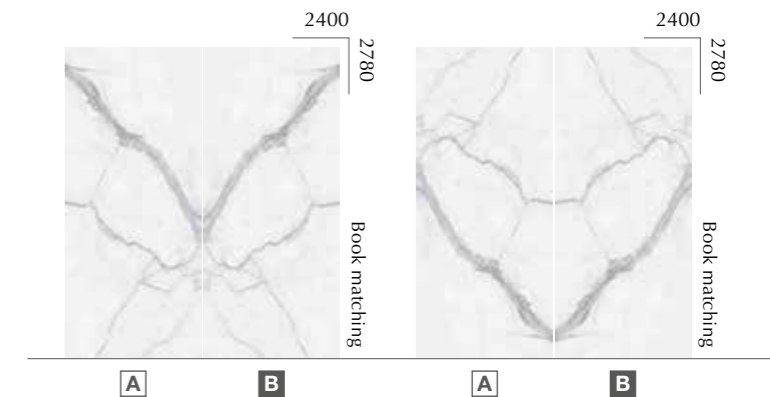
SPECIAL KIT

FORMATI / SIZES

1200x2780 / 48"x110" LUC SQ



ALCUNI ESEMPI DI COMPOSIZIONE / LAYING PATTERN PROPOSALS



Il processo produttivo non garantisce la continuità nel disegno della venatura tra i vari pezzi spediti. Eventuali disallineamenti tra le venature in continuità sono da considerarsi caratteristica intrinseca del prodotto. L'immagine rappresentata serve a dare un'idea indicativa del prodotto, toni e venature possono essere quindi suscettibili di variazioni.

The production process does not guarantee continuity in the design of the veining among the various pieces provided. Any misalignment between the continuous veining is to be considered an intrinsic characteristic of the product. The image shown is merely indicative; the shades and veinings of the product may be subject to variations.

CALACATTA GOLD CP 02



1200x2780 / 48"x110"
LUC SQ
SLK SQ

1200x2780 Bookmatch / 48"x110"
LUC SQ

1200x2400 / 48"x96"
LUC SQ

1200x1200 / 48"x48"
LUC SQ

800x1600 / 31 1/2"x63"
LUC SQ

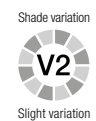
800x800 / 31 1/2"x31 1/2"
LUC SQ
NAT SQ

Stucchi consigliati
Recommended grouts

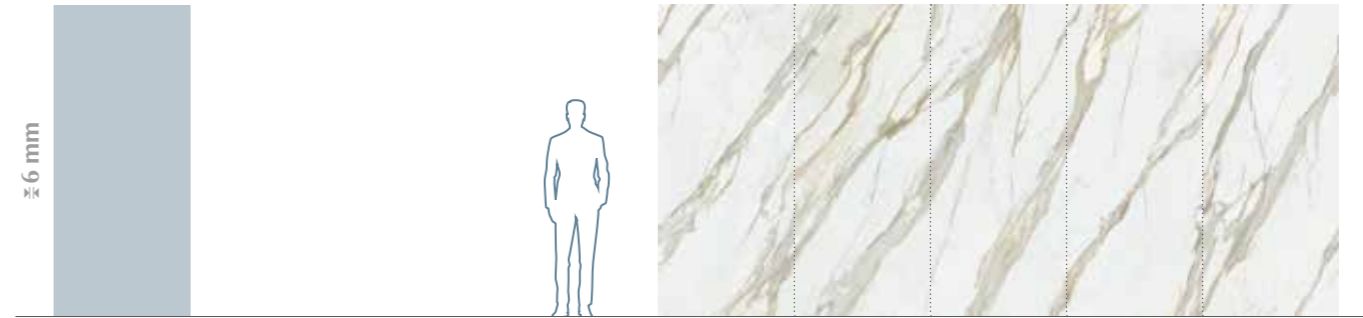
KERAKOLL 01 Bianco

MAPEI 103 Bianco Luna

LATICRETE 44 Bright White



PATTERN PRODOTTO / PRODUCT PATTERN



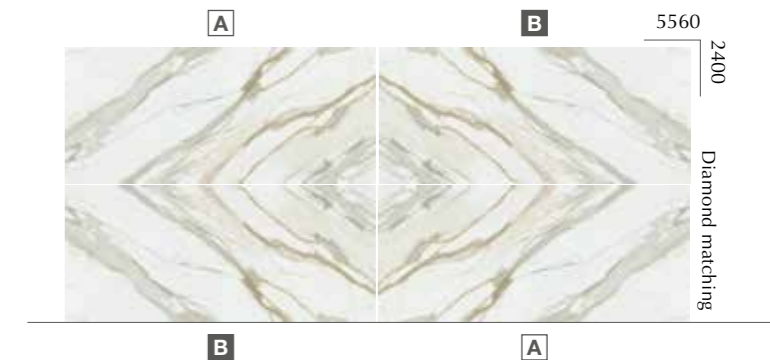
SPECIAL KIT

FORMATI / SIZES

1200x2780 / 48"x110" LUC SQ



ALCUNI ESEMPI DI COMPOSIZIONE / LAYING PATTERN PROPOSALS



Il processo produttivo non garantisce la continuità nel disegno della venatura tra i vari pezzi spediti. Eventuali disallineamenti tra le venature in continuità sono da considerarsi caratteristica intrinseca del prodotto. L'immagine rappresentata serve a dare un'idea indicativa del prodotto, toni e venature possono essere quindi suscettibili di variazioni.

The production process does not guarantee continuity in the design of the veining among the various pieces provided. Any misalignment between the continuous veining is to be considered an intrinsic characteristic of the product. The image shown is merely indicative; the shades and veinings of the product may be subject to variations.

ARABESCATO ORO CP 03



1200x2780 / 48"x110"
LUC SQ
SLK SQ

1200x2780 Bookmatch / 48"x110"
LUC SQ

1200x2400 / 48"x96"
LUC SQ

1200x1200 / 48"x48"
LUC SQ

800x1600 / 31 1/2"x63"
LUC SQ

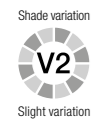
800x800 / 31 1/2"x31 1/2"
LUC SQ

Stucchi consigliati
Recommended grouts

KERAKOLL 01 Bianco

MAPEI 103 Bianco Luna

LATICRETE 44 Bright White



PATTERN PRODOTTO / PRODUCT PATTERN
1200x2780 / 48"x110"

≈ 6 mm





BOOKMATCH COMPOSITION

FORMATO / SIZE

1200x2780 / 48"x110" LUC SQ



ALCUNI ESEMPI DI COMPOSIZIONE / LAYING PATTERN PROPOSALS



Il processo produttivo non garantisce la continuità nel disegno della venatura tra i vari pezzi spediti. Eventuali disallineamenti tra le venature in continuità sono da considerarsi caratteristica intrinseca del prodotto. L'immagine rappresentata serve a dare un'idea indicativa del prodotto, toni e venature possono essere quindi suscettibili di variazioni.

The production process does not guarantee continuity in the design of the veining among the various pieces provided. Any misalignment between the continuous veining is to be considered an intrinsic characteristic of the product. The image shown is merely indicative; the shades and veinings of the product may be subject to variations.

STATUARIO FANTASTICO

CP 04

±6 mm
1200x2780 / 48"x110"
LUC SQ
SLK SQ

±9 mm
1200x2400 / 48"x96"
LUC SQ

1200x1200 / 48"x48"
LUC SQ

800x1600 / 31¹/₂"x63"
LUC SQ

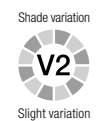
800x800 / 31¹/₂"x31¹/₂"
LUC SQ

Stucchi consigliati
Recommended grouts

KERAKOLL 01 Bianco

MAPEI 103 Bianco Luna

LATICRETE 44 Bright White



WHITE CRYSTAL

CP 05

±6 mm
1200x2780 / 48"x110"
LUC SQ
SLK SQ

±9 mm
1200x2400 / 48"x96"
LUC SQ

1200x1200 / 48"x48"
LUC SQ

800x1600 / 31¹/₂"x63"
LUC SQ

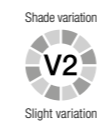
800x800 / 31¹/₂"x31¹/₂"
LUC SQ

Stucchi consigliati
Recommended grouts

KERAKOLL 02 Grigio

MAPEI 111 Grigio Argento

LATICRETE 88 Silver Shadow



MYSTIC GREY

CP 06

±6 mm
1200x2780 / 48"x110"
LUC SQ
SLK SQ

±9 mm
1200x2400 / 48"x96"
LUC SQ

1200x1200 / 48"x48"
LUC SQ

800x1600 / 31¹/₂"x63"
LUC SQ

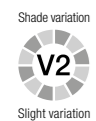
800x800 / 31¹/₂"x31¹/₂"
LUC SQ

Stucchi consigliati
Recommended grouts

KERAKOLL 03 Grigio Perla

MAPEI 112 Grigio Medio

LATICRETE 89 Smoke Grey



AMAZZONITE

CP 07

±6 mm
1200x2780 / 48"x110"
LUC SQ
SLK SQ

±9 mm
1200x2400 / 48"x96"
LUC SQ

1200x1200 / 48"x48"
LUC SQ

800x1600 / 31¹/₂"x63"
LUC SQ

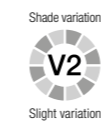
800x800 / 31¹/₂"x31¹/₂"
LUC SQ

Stucchi consigliati
Recommended grouts

KERAKOLL 04 Grigio Ferro

MAPEI 113 Grigio Cemento

LATICRETE 78 Sterling Silver



RIASSUNTIVO FORMATI E IMBALLI

Summary of sizes and packaging
 Übersicht über Formate und Verpackungen
 Récapitulatif formats et emballages
 Sinóptico de formatos y embalajes
 规格和包装概述

		Bookmatch A 1200x2780 48"x110"	Bookmatch B 1200x2780 48"x110"	1200x2780 48"x110"	1200x2780 48"x110"	1200x2400 48"x96"	1200x1200 48"x48"	800x1600 31 1/2"x63"	800x800 31 1/2"x31 1/2"	800x800 31 1/2"x31 1/2"	
		FORMATI - SIZES									
Spessore - Thickness		± 6 mm	± 6 mm	± 6 mm	± 6 mm	± 9 mm	± 9 mm	± 9 mm	± 9 mm	± 9 mm	
Superficie - Surface		LUC	LUC	LUC	SLK	LUC	LUC	LUC	LUC	NAT	
	STATUARIO EXTRA CP 01	AGP6	AGP7	AGP5	AID9	AJC6	AGO8	AIB2	AIA5	AJC4	
	CALACATTA GOLD CP 02	AGP9	AGQ0	AGP8	AIE0	AJC7	AGO9	AIB3	AIA6	AJC5	
	ARABESCATO ORO CP 03	AGQ2	AGQ3	AGQ1	AIE1	AJC8	AGP0	AIB4	AIA7	-	
	STATUARIO FANTASTICO CP 04	-	-	AGQ4	-	AJC9	AGP1	AIB5	AIA8	-	
	WHITE CRYSTAL CP 05	-	-	AGQ5	-	AJD0	AGP2	AIB6	AIA9	-	
	MYSTIC GREY CP 06	-	-	AGQ6	-	AJD1	AGP3	AIB7	AIB0	-	
	AMAZZONITE CP 07	-	-	AGQ7	-	AJD2	AGP4	AIB8	AIB1	-	

	Peso lordo per scatola Gross weight per box Bruttogewicht pro Karton Poids brut par boîte Peso bruto por caja Вес брутто коробки	61,56	55,12	27,36	27,36
	Pezzi per scatola Pieces for box Stück pro Karton Pièces pour boîte Piezas por caja Штук в коробке	2	2	2	2
	mq. scatola mq. box mq. Karton mq. boîte mq. caja кв.м в коробке	2,88	2,56	1,28	1,28
	Scatole / full pallet Boxes / full pallet Stuck / volle Palette Pièces / palette complete Cajas / pallet completo Коробок в паллете	16	16	42	42
	mq./pallet	46,08	40,96	53,76	53,76

Please refer to mirage.it

Mosaico 36T* 300x300 12"x12"	Mosaico 144 300x300 12"x12"	Foliage 323x305 13"x12"	Plume 300x300 12"x12"
DECORI - DECORS			
LUC	LUC	LUC	SP
AHG7	AHH4	AHI1	AIF5
AHG8	AHH5	AHI2	AIF6
AHG9	AHH6	AHI3	AIF7
AHH0	AHH7	AHI4	AIF8
AHH1	AHH8	AHI5	AIF9
AHH2	AHH9	AHI6	AIG0
AHH3	AHI0	AHI7	AIG1

-	-	-	-
6	6	10	6
-	-	-	-
-	-	-	-
-	-	-	-

Battiscopa** 72x800 2 7/8"x31 1/2"	Gradino A** 300x800 12"x31 1/2"	Gradino G** 300x800 12"x31 1/2"	Gradino B 330x800 13 1/8"x31 1/2"	Gradino B Ang. 330x330 13 1/2"x13 1/8"
PEZZI SPECIALI - SPECIAL PIECES				
LUC	LUC	LUC	LUC	LUC
AIG9	AIM9	AHE9	AIN6	AII2
AIH0	AIN0	AHF0	AIN7	AII3
AIH1	AIN1	AHF1	AIN8	AII4
AIH2	AIN2	AHF2	AIN9	AII5
AIH3	AIN3	AHF3	AI01	AII6
AIH4	AIN4	AHF4	AI02	AII7
AIH5	AIN5	AHF5	AI03	AII8

-	-	-	-	-
10	7	2	7	4
-	-	-	-	-
-	-	-	-	-
-	-	-	-	-

A: Disponibile - Available
 * Decoro su rete - Mesh-backed decoration
 NAT: Naturale - Natural | SLK: Silk



ACCORGIMENTI SPECIFICI PER L'APPLICAZIONE DELLE GRANDI LASTRE IN 6 MM DI SPESSORE.

PRECAUTIONS FOR 6MM BIG SLABS APPLICATIONS.

SPEZIFISCHE ANWEISUNGEN ZUR NUTZUNG DER GROSSFORMATE IN 6MM.

PRECAUTIONS SPECIFIQUES POUR LA POSE DES GRANDES PLAQUES EN 6MM D'ÉPAISSEUR.

在地板铺设6毫米厚的陶瓷板材的具体措施。

6MM

ACCORGIMENTI SPECIFICI PER L'APPLICAZIONE A PAVIMENTO DI LASTRE IN 6 MM DI SPESSORE.

Mirage® raccomanda l'utilizzo a pavimento di lastre in spessore 6 mm per le sole applicazioni in ambito residenziale, commerciale a traffico leggero e comunque in contesti ove non vi sia passaggio di carichi puntuali pesanti o transitivo di carrelli a ruote dure.

Le lastre a 6mm, grazie al loro spessore ridotto, sono particolarmente indicate per la posa su pavimenti o rivestimenti preesistenti in marmo, pietra naturale, ceramica, senza la necessità di demolire la pavimentazione sottostante. Tale pavimentazione preesistente dovrà però essere planare, stabile, rigida e priva di rotture. In tutti questi casi sarà necessario valutare attentamente, assieme al progettista della pavimentazione, l'idoneità del sottofondo. In caso di dubbio sarà necessario valutare la necessità della demolizione e/o l'utilizzo di spessori tradizionali. La posa a pavimento su massetto di lastre in 6mm è invece fortemente condizionata dall'esecuzione ottimale dello stesso, dalla sua completa stagionatura, dal rispetto degli opportuni giunti di dilatazione nonché dalla posa a regola d'arte. Pertanto, in questi casi, per maggiore precauzione, Mirage® suggerisce l'utilizzo del gres porcellanato in spessore tradizionale.

In generale, per l'applicazione a pavimento delle lastre in spessore 6mm, l'adesivo (da scegliere insieme al progettista in base alle caratteristiche del cantiere) dovrà essere applicato secondo il metodo della doppia spalmatura, al fine di assicurare la perfetta distribuzione dello stesso e di garantire un'adesione ottimale, evitando la formazione di eventuali vuoti che potrebbero essere causa di rotture.

PRÉCAUTIONS NÉCESSAIRES POUR L'APPLICATION AU SOL DE PLAQUES DE 6 MM D'ÉPAISSEUR.

Mirage® recommande l'utilisation au sol de plaques de 6 mm d'épaisseur uniquement pour des applications dans un contexte résidentiel et commercial à faible affluence ainsi que dans des contextes dépourvus de passages de charges ponctuelles lourdes ou de chariots à roues dures. Les plaques de 6 mm d'épaisseur, grâce à leur épaisseur réduite, sont particulièrement adaptées à une pose sur des sols ou des revêtements préexistants en marbre, en pierre naturelle et en céramique, sans impliquer la démolition de la sous-couche. Cette sous-couche préexistante devra toutefois être plane, stable, rigide et privée de ruptures. Il sera dans tous les cas nécessaire d'évaluer attentivement, avec le concepteur du sol, la conformité de la sous-couche. En cas de doute, il sera nécessaire d'évaluer la nécessité de la démolition et/ou l'utilisation d'épaisseurs traditionnelles.

La pose au sol de plaques de 6 mm sur un fond est, au contraire, fortement conditionnée par l'exécution optimale de celui-ci, par son séchage complet, par le respect des joints de dilatation adaptés ainsi que par la pose à effectuer dans les règles de l'art. Ainsi, dans ce cas, pour plus de précaution, Mirage® suggère l'utilisation du grès cérame dans une épaisseur traditionnelle.

En général, pour l'application au sol des plaques de 6 mm d'épaisseur, l'adhésif (à choisir avec le concepteur en fonction des caractéristiques du chantier) devra être appliqué suivant la méthode du double encollage afin de garantir non seulement la répartition parfaite de ce dernier mais aussi une adhérence optimale, en évitant ainsi la formation de vides éventuels qui pourrait provoquer des ruptures.

SPECIFIC MEASURES FOR LAYING SLABS OF 6 MM THICKNESS ON THE FLOOR.

Mirage® stresses that slabs 6 mm in thickness may only be used as flooring in residential and commercial environments that are subject to light traffic, and furthermore, in contexts where there is no circulation of heavy loads or hard-tyre trolleys.

Thanks to the reduced thickness, the 6 mm slabs are a good solution for laying over pre-existing floors or tiling in marble, natural stone or ceramics, and avoid the necessity of demolishing the underlying floor. Such pre-existing flooring must, however, be even, stable, rigid and without breakages. Even if the floor conforms to all the above conditions, it is still necessary, together with the flooring project manager, to evaluate the suitability of the underlying layer. If there are any doubts, the need for demolition and/or the use of traditional thickness must be evaluated. Successful laying of 6 mm slabs on a screed depends greatly on the skill with which it is laid, on its being left to cure completely and on the careful calculation of the appropriated junctures for dilation as well as being laid with due expertise. As a result, in these cases, Mirage® recommends the use of a traditional thickness porcelain stoneware.

In general, when laying a floor of 6 mm thick slabs, the adhesive (to be selected together with the project manager based on the characteristics of the construction) must be applied using the double bonding technique, aimed at ensuring the perfect distribution of the adhesive to guarantee the best bond, avoiding the

在地板铺设6毫米厚的陶瓷板材的具体措施。

Mirage®建议仅在住宅、人流量低的商业环境以及任何没有重负荷或硬轮手推车通过的环境中，铺设厚度为6毫米的地板专用陶瓷板材。

这些6毫米厚的陶瓷板材，由于厚度减小，特别适合直接铺设在现有的大理石、天然石材和陶瓷地砖或墙砖上面，而无需拆除下面的现有铺设地板。不过，这些现有的铺设地板必须是平坦、稳定、刚性并且没有破损。在所有这些情况下，必须与地板设计师一起仔细评估地基的适合性。如有疑问，必须评估是否需要拆除和/或使用传统厚度的地砖。

在找平层上铺设6毫米厚的陶瓷板材，则很大程度上受到找平层是否施工良好、是否完全干固、是否留有适当的伸缩缝以及是否按照标准完美铺设等方面的限制。因此，在这些情况下，为了谨慎起见，Mirage®建议使用传统厚度的瓷质砖。通常，在地板上铺设6毫米厚的陶瓷板材时，必须根据双层涂抹方法来涂抹粘合剂（与设计师一起根据场地的特性而选择），以确保其涂抹完美、均匀，并保证最佳附着力，避免出现任何可能导致破裂的空隙。

SPEZIFISCHE HINWEISE FÜR DIE VERLEGUNG VON 6 MM STARKEN PLATTEN ALS BODENBELAG.

Mirage® empfiehlt die Verwendung von Platten mit Stärke 6 mm als Bodenbelag nur für Anwendungen im Privatbereich und in Gewerbe- und Objektbereichen mit geringer Trittbelastung, oder in Bereichen, in denen zumindest keine Rollwagen mit harten Rädern zum Einsatz kommen oder schwere punktuelle Belastungen auftreten.

Die 6 mm starken Platten eignen sich aufgrund ihrer geringen Stärke besonders für die Verlegung auf bestehenden Bodenbelägen oder Wandverkleidungen aus Marmor, Naturstein, Keramik, ohne dass der darunterliegende Belag zuvor entfernt werden muss. Dieser bereits vorhandene Boden muss jedoch eben, stabil, hart und bruchsicher sein. In all diesen Fällen muss die Eignung des Untergrundes gemeinsam mit dem Architekten oder Planer zuvor sorgfältig geprüft werden. Im Zweifelsfall muss die Notwendigkeit einer Entfernung des bestehenden Bodenbelags und/oder die Verwendung herkömmlicher Stärken in Erwägung gezogen werden.


















Die Verlegung von 6 mm starken Platten auf Estrich hängt besonders von der optimalen Ausführung des Estrichs selbst, von seiner vollständigen Reifung, der Beachtung der entsprechenden Ausdehnungsfugen sowie der nach den Regeln der Kunst ausgeführten Verlegung ab. Daher empfiehlt Mirage® in diesen Fällen die Verwendung von Feinsteinzeug mit herkömmlicher Stärke.

Im Allgemeinen muss bei der Verlegung von 6 mm starken Platten als Bodenbelag der Klebstoff (der zusammen mit dem Planer nach den Eigenschaften des Verwendungsorts ausgewählt wird) doppelt aufgetragen werden (sowohl auf dem Untergrund als auch auf der Rückseite der Platte), um eine perfekte Verteilung und eine optimale Haftung zu gewährleisten und die Bildung von Hohlräumen zu vermeiden, die



Wall 11
Mystic Grey CP 06 LUC SQ
1200x2780 / 48"x110"

STANDARD EN 14411 - G

CARATTERISTICHE TECNICHE TECHNICAL DATA TECHNISCHE DATEN CARACTERISTIQUES TECHNIQUES CARACTERÍSTICAS TÉCNICAS 技术特征		NORMA STANDARD NORM NORME NORMA 标准	VALORI PRESCRITTI DALLE NORME EN 14411 - G INTERNATIONAL STANDARDS EN 14411 - G INTERNATIONALE NORMWERTE EN 14411 - G VALEURS PREVUES PAR LES NORMES EN 14411 - G VALORES PREVISTOS POR LAS NORMAS EN 14411 - G EN 14411 - G标准规定值	*VALORE MEDIO MIRAGE MIRAGE AVERAGE VALUE MIRAGE MITTELWERT VALEURS MOYEN MIRAGE VALOR MEDIO MIRAGE MIRAGE平均值		
CARATTERISTICHE DIMENSIONALI - SIZE CHARACTERISTICS MASSEIGENSCHAFTEN DETERMINATION DES CARACTERISTIQUES DIMENSIONELLES CARACTERÍSTICAS DIMENSIONALES - 尺寸特征				NAT (UGL)	LUC (GL)	SLK (UGL)
 LATI SIDES - SEITEN COTES - CANTOS 侧边	EN ISO 10545-2	± 0,3% MAX (± 1,0 mm MAX)	CONFORME COMPLYING			
 SPESSORE THICKNESS - DICKE EPAISSEUR - ESPESOR 厚度	EN ISO 10545-2	± 5,0% MAX (± 0,5 mm MAX)	CONFORME COMPLYING			
 RETTILINEITÀ DEGLI SPIGOLI STRAIGHTNESS OF SIDES - GERADLINIGKEIT DER KANTEN RECTITUDE DES ARETES - RECTIDUD DE LOS CANTOS 边角平直度	EN ISO 10545-2	± 0,3% MAX (± 0,8 mm MAX)	CONFORME COMPLYING			
 ORTOGONALITÀ RECTANGULARITY - RECHTWINKLIGKEIT PERPENDICULARITÉ - ORTOGONALIDAD 直角度	EN ISO 10545-2	± 0,3% MAX (± 1,5 mm MAX)	CONFORME COMPLYING			
 PLANARITÀ SURFACE FLATNESS - EBENFLÄCHIGKEIT PLANEITE DE SURFACE - PLANEIDAD 平整度	EN ISO 10545-2	± 0,4% MAX (± 1,8 mm MAX)	CONFORME COMPLYING			
 ASSORBIMENTO D'ACQUA WATER ABSORPTION - WASSERAUFNAHME ABSORPTION D'EAU - ABSORCIÓN DE AGUA 吸水率	EN ISO 10545-3	≤ 0,5%	≤ 0,1%	≤ 0,1%	≤ 0,1%	
 RESISTENZA ALLA FLESSIONE FLEXION RESISTANCE - BIEGEFESTIGKEIT RESISTANCE A LA FLEXION - RESISTENCIA A LA FLEXIÓN 抗弯强度	EN ISO 10545-4	S ≥ 700 N (< 7,5 mm) S ≥ 1.300 N (> 7,5 mm) R ≥ 0,48 N/mm².	≧ 6 mm: S ≥ 1.300 N R ≥ 50 N/mm² ≧ 9 mm: S ≥ 2.500 N R ≥ 50 N/mm²			
 RESISTENZA ALL'URTO IMPACT RESISTANCE - STOSSFESTIGKEIT RESISTANCE AUX CHOCES - RESISTENCIA A LOS GOLPES 抗冲击强度	EN ISO 10545-5	VALORE DICHIARATO DECLARED VALUE	> 0,80	> 0,80	> 0,80	
 RESISTENZA ALL'ABRASIONE ABRASION RESISTANCE - ABRIEFESTIGKEIT RESISTANCE A L'ABRASION - RESISTENCIA A LA ABRASIÓN 耐磨强度	EN ISO 10545-6	≤ 175 mm³	< 150 mm³	< 150 mm³	< 150 mm³	
 COEFFICIENTE DI DILATAZIONE TERMICA LINEARE COEFFICIENT OF LINEAR THERMAL-EXPANSION - LINEARER WÄRMEAUSSDEHNUNGSKOEFFIZIENT COEFFICIENT DE DILATATION THERMIQUE LINEAIRE - COEFICIENTE DE DILATACIÓN TÉRMICA LINEAL 线性热膨胀系数	EN ISO 10545-8	—	α=6,2x10 ⁻⁶ /°C ⁻¹	α=6,2x10 ⁻⁶ /°C ⁻¹	α=6,2x10 ⁻⁶ /°C ⁻¹	
 RESISTENZA AGLI SBALZI TERMICI RESISTANCE TO THERMAL SHOCKS - BESTÄNDIGKEIT GEGEN TEMPERATURSCHWANKUNGEN RESISTANCE AUX CHOCES THERMIQUES - RESISTENCIA A LOS CHOQUES TÉRMICOS 耐热突变性	EN ISO 10545-9	TEST SUPERATO SECONDO EN ISO 10545-1 PASS ACCORDING EN ISO 10545-1	NESSUN DANNO NO DAMAGE			
 RESISTENZA AL GELO FROST RESISTANCE - FROSTBESTÄNDIGKEIT RESISTANCE AU GEL - RESISTENCIA AL HIELO 耐冻性	EN ISO 10545-12	TEST SUPERATO SECONDO EN ISO 10545-1 PASS ACCORDING EN ISO 10545-1	NESSUN DANNO NO DAMAGE			
 RESISTENZA ALL'ATTACCO CHIMICO RESISTANCE TO CHEMICALS - CHEMIKALIENBESTÄNDIGKEIT RESISTANCE A L'ATTAQUE CHIMIQUE - RESISTENCIA QUÍMICA 耐化学品作用	EN ISO 10545-13	B MIN.	—	A LA	A LA HA	
 RESISTENZA ALL'ABRASIONE SUPERFICIALE SURFACE ABRASION RESISTANCE - ABRIEFESTIGKEIT DER OBERFLÄCHE RESISTANCE À L'ABRASION SUPERFICIELLE - RESISTENCIA A LA ABRASIÓN SUPERFICIAL 耐表面磨损	EN ISO 10545-7	—	—	—	—	
 RESISTENZA ALLE MACCHIE RESISTANCE TO STAINS - FLECKENBESTÄNDIGKEIT RESISTANCE AUX TACHES - RESISTENCIA A LAS MANCHAS 防污性	EN ISO 10545-14	VALORE DICHIARATO DECLARED VALUE	—	5	6	
 CESSIONE DI PIOMBO E CADMIO LEAD AND CADMIUM DISCHARGE - ABGABE VON BLEI UND CADMIUM PERTE DE PLOMB ET CADMIUM - CESIÓN DE PLOMO Y CADMIO 铅和镉的排放	EN ISO 10545-15	VALORE DICHIARATO DECLARED VALUE	—	5	5	
			NAT	LUC	SLK	
	DM. 236/89 BCRA	> 0,40	-	-	-	
	ASTM C1028	Dry SCOF > 0,60 Wet SCOF > 0,60	-	-	-	
	ANSI A137.1	Wet DCOF > 0,42	-	-	-	
	AS 4586.2013	-	-	-	-	
	DIN 51130	-	R9	-	-	
	DIN 51097	-	-	-	-	
	ENV 12633	≥ CL1	-	-	-	
	UNI EN 13036 - 4:2011	≥ 36	-	-	-	
 SCIVOLOSITÀ SKID RESISTANCE - RUTSCHWERT GLISSANCE - ADHERENCIA 防滑性						

Per i certificati specifici, contattare Mirage SpA - For specific certificates, please contact Mirage SPA - Für die speziellen Zertifikate wenden Sie sich bitte an Mirage SpA
Pour les certificats spécifiques, veuillez contacter Mirage SPA - Para los certificados específicos, contactar Mirage SPA - 关于具体的证书, 请联系Mirage SpA公司



Made in Italy

www.mirage.it



Mirage Granito Ceramico S.p.a.
41026 - Pavullo (MO) ITALY - Via Giardini Nord, 225
Tel. +39 0536 29611 - Fax +39 0536 21065
info@mirage.it - www.mirage.it

Mirage Project Point
20121 - Milano ITALY
Via Marsala, 7
Tel. +39 02 65560879
projectpoint-mi@mirage.it
www.mirageprojectpoint.com/milano

Mirage USA INC.
618 Grassmere Park Dr - Suite 1-2
Nashville - Tennessee (TN) - 37211
Ph. +1 615 834 3888
TAX ID: 75 2773306
info@mirageusa.net
www.mirageusa.net

Mirage Project Point Dubai
Building 7 - Ground Floor
d3 Dubai Design District - United Arab Emirates
Ph. +971 4 554 3944
Licence No. 93659
projectpoint-uae@mirage.it
www.mirageprojectpoint.com/dubai