

Stoneland

Porcelánico / Porcelain tiles



MF



Stoneland Ivory
60 x 60 cm. PR6060LB
60 x 60 cm. Anti-Slip PR6060RB



Mos Stoneland Ivory TR-34
30 x 30 cm. [PCK. 5]




Hexa Stoneland Ivory TR-42
29 x 27 cm. [PCK. 5]

Stoneland Ivory
80 x 80 cm. PR8080LB



MF



Stoneland Ivory
60 x 120 cm. P6012LB

MF



MF

Stoneland Ivory
80 x 160 cm. P8016LB

Stoneland Ivory
120 x 120 cm. Anti-Slip
P1212LB
P1212RB

Formato / Size	Pz/Box	M ² /Box	Kg/Box	M ² /Pa	Box/Pa	Kg/Pa	Rodapié Corte / Cut Skirting	Size	TR	PCK
120 x 120	1	1,44	29,00	60,48	42	1.218	120 x 120 Natural RC1212	10 x 60	29	15
80 x 160	1	1,28	26,00	53,76	42	1.092	80 x 160 Natural RC8016	10x80	35	14
60 x 120	2	1,44	29,00	50,40	35	1.015	60 x 120 Natural RC6012	10 x 60	29	15
80 x 80	2	1,28	26,00	61,44	48	1.248	80 x 80 Natural RC8080	10x80	31	14
60 x 60	3	1,08	22,00	51,84	48	1.056	60 x 60 Natural RC6060	10 x 60	24	15

Se aconseja uso del Sistema Nivelado
We recommend using Levelling System to fix the tiles
Ver pág. 196 / See page 196

Stoneland Ivory 60 x 120 cm. Pavimento Stoneland Ivory 120 x 120 cm.



Stoneland

Porcelánico / Porcelain tiles



B&out



Stoneland Ivory
80 x 80 cm. Espesorado Anti-Slip P8080BES



Stoneland Ivory
120 x 120 cm. Espesorado Anti-Slip P1212BES

Formato / Size	Pz/Box	M ² /Box	Kg/Box	M ² /Pa	Box/Pa	Kg/Pa
120 x 120 Espesorado	1	1,44	65,00	25,92	18	1.170
80 x 80 Espesorado	1	0,64	27,50	26,88	42	1.155

Se aconseja uso del Sistema Nivelado
We recommend using Levelling System to fix the tiles
Ver pág. 196 / See page 196



Stoneland Ivory 80 x 80 cm. Espesorado Anti-slip.

Stoneland


Porcelánico / Porcelain tiles




MF



Stoneland Pearl
60 x 60 cm. PR6060LB
60 x 60 cm. Anti-Slip PR6060RB



Mos Stoneland Pearl TR-34
30 x 30 cm. [PCK. 5]



Hexa Stoneland Pearl TR-42
29 x 27 cm. [PCK. 5]

Stoneland Pearl
80 x 80 cm. PR8080LB



MF



Stoneland Pearl
60 x 120 cm. P6012LB

Stoneland Pearl
80 x 160 cm. P8016LB



Stoneland Pearl
120 x 120 cm. Anti-Slip P1212LB
P1212RB

Formato / Size	Pz/Box	M ² /Box	Kg/Box	M ² /Pa	Box/Pa	Kg/Pa
120 x 120	1	1,44	29,00	60,48	42	1.218
80 x 160	1	1,28	26,00	53,76	42	1.092
60 x 120	2	1,44	29,00	50,40	35	1.015
80 x 80	2	1,28	26,00	61,44	48	1.248
60 x 60	3	1,08	22,00	51,84	48	1.056

Rodapié Corte / Cut Skirting	Size	TR	PCK
120 x 120 Natural RC1212	10 x 60	29	15
80x160 Natural RC8016	10x80	35	14
60 x 120 Natural RC6012	10 x 60	29	15
80x80 Natural RC8080	10x80	31	14
60 x 60 Natural RC6060	10 x 60	24	15

Se aconseja uso del Sistema Nivelado
We recommend using Levelling System to fix the tiles
Ver pág. 196 / See page 196

Stoneland Pearl 80 x 160 cm. Pavimento Stoneland Pearl 80 x 80 cm.



Stoneland

Porcelánico / Porcelain tiles



B&out



Stoneland Pearl
80 x 80 cm. Espesorado Anti-Slip P8080BES



Stoneland Pearl
120 x 120 cm. Espesorado Anti-Slip P1212BES

Formato / Size	Pz/Box	M ² /Box	Kg/Box	M ² /Pa	Box/Pa	Kg/Pa
120 x 120 Espesorado	1	1,44	65,00	25,92	18	1.170
80 x 80 Espesorado	1	0,64	27,50	26,88	42	1.155



Se aconseja uso del Sistema Nivelado
We recommend using Levelling System to fix the tiles
Ver pág. 196 / See page 196

Stoneland Pearl 80 x 80 cm. Espesorado Anti-slip.



Stoneland

Porcelánico / Porcelain tiles




Stoneland Grey 80 x 80 cm. PR8080LB


MF



Stoneland Grey 60 x 60 cm. PR6060LB
60 x 60 cm. Anti-Slip PR6060RB



Mos Stoneland Grey TR-35 30 x 30 cm. [PCK. 5]




Hexa Stoneland Grey TR-42 29 x 27 cm. [PCK. 5]



Stoneland Grey 80 x 160 cm. P8016LB

MF



Stoneland Grey 60 x 120 cm. P6012LB

MF



Stoneland Grey 120 x 120 cm. P1212LB
120 x 120 cm. Anti-Slip P1212RB

MF

Formato / Size	Pz/Box	M ² /Box	Kg/Box	M ² /Pa	Box/Pa	Kg/Pa
120 x 120	1	1,44	29,00	60,48	42	1.218
80 x 160	1	1,28	26,00	53,76	42	1.092
60 x 120	2	1,44	29,00	50,40	35	1.015
80 x 80	2	1,28	26,00	61,44	48	1.248
60 x 60	3	1,08	22,00	51,84	48	1.056

Rodapié Corte / Cut Skirting	Size	TR	PCK
120 x 120 Natural RC1212	10 x 60	29	15
80 x 160 Natural RC8016	10x80	35	14
60 x 120 Natural RC6012	10 x 60	29	15
80 x 80 Natural RC8080	10x80	31	14
60 x 60 Natural RC6060	10 x 60	24	15

Se aconseja uso del Sistema Nivelado
We recommend using Levelling System to fix the tiles
Ver pág. 196 / See page 196

Stoneland Grey 60 x 120 cm. Pavimento Stoneland Grey 120 x 120 cm.




Stoneland

Porcelánico / Porcelain tiles



B&out



Stoneland Grey
80 x 80 cm. Espesorado Anti-Slip P8080BES



Stoneland Grey
120 x 120 cm. Espesorado Anti-Slip P1212BES

Formato / Size	Pz/Box	M ² /Box	Kg/Box	M ² /Pa	Box/Pa	Kg/Pa
120 x 120 Espesorado	1	1,44	65,00	25,92	18	1.170
80 x 80 Espesorado	1	0,64	27,50	26,88	42	1.155


Se aconseja uso del Sistema Nivelado
We recommend using Levelling System to fix the tiles
Ver pág. 196 / See page 196

Stoneland Grey 60 x 120 cm. Pavimento Stoneland Grey 120 x 120 cm. Espesorado Anti-slip.



Stoneland


Pasta blanca / White body tiles



Stoneland Ivory
40 x 120 cm. WB4012L




Kibo Stoneland Ivory
40 x 120 cm. WB4012R



Stoneland Pearl
40 x 120 cm. WB4012L



Kibo Stoneland Pearl
40 x 120 cm. WB4012R



Stoneland Grey
40 x 120 cm. WB4012L



Kibo Stoneland Grey
40 x 120 cm. WB4012R

Pavimento coordinado / Coordinated floor tiles



Stoneland Ivory
60 x 60 cm. PR6060LB



Stoneland Pearl
60 x 60 cm. PR6060LB



Stoneland Grey
60 x 60 cm. PR6060LB

Formato / Size	Pz/Box	M ² /Box	Kg/Box	M ² /Pa	Box/Pa	Kg/Pa	Rodapié Corte / Cut Skirting	Size	TR	PCK
40 x 120	3	1,44	28,00	20	28,80	560	60 x 60 Natural RC6060	10 x 60	24	15
60 x 60	3	1,08	22,00	51,84	48	1.056				

Se aconseja uso del Sistema Nivelado
We recommend using Levelling System to fix the tiles
Ver pág. 196 / See page 196

Stoneland Pearl 40 X 120 cm. Kibo Stoneland Pearl 40 X 120 cm. Pavimento Stoneland Pearl 60 x 60 cm.



Stoneland

Pasta blanca / White body tiles



Stoneland Ivory 30 x 90 cm. WB3090L




Wattle Stoneland Ivory 30 x 90 cm. WB3090R



Stoneland Pearl 30 x 90 cm. WB3090L



Wattle Stoneland Pearl 30 x 90 cm. WB3090R



Stoneland Grey 30 x 90 cm. WB3090L



Wattle Stoneland Grey 30 x 90 cm. WB3090R



Pavimento coordinado / Coordinated floor tiles



Stoneland Ivory 60 x 60 cm. PR6060LB



Stoneland Pearl 60 x 60 cm. PR6060LB



Stoneland Grey 60 x 60 cm. PR6060LB

Formato / Size	Pz/Box	M ² /Box	Kg/Box	M ² /Pa	Box/Pa	Kg/Pa	Rodapié Corte / Cut Skirting	Size	TR	PCK
30 x 90	4	1,08	20,50	51,84	48	984	60 x 60 Natural RC6060	10 x 60	24	15
60 x 60	3	1,08	22,00	51,84	48	1.056				

Se aconseja uso del Sistema Nivelado
We recommend using Levelling System to fix the tiles
Ver pág. 196 / See page 196

Stoneland Ivory 30 x 90 cm. Wattle Stoneland Ivory 30 x 90 cm. Pavimento Stoneland Ivory 60 x 60 cm.

